

**AGENDA**  
**OKLAHOMA CONSERVATION COMMISSION**  
**Agriculture Building Board Room - 2800 N. Lincoln**  
**Oklahoma City, Oklahoma**  
**Monday, July 2, 2012 - 9:30 a.m.**

1. Call to Order.
2. Swearing in of Mike Rooker, Area 2 Member, for his new term ending June 30, 2017.
3. Roll call.
4. Pledge of Allegiance.
5. Discussion and possible approval of regular meeting minutes held June 3, 2012.
6. Discussion and possible approval of Recommendations for Appointment of Conservation District Director (Exhibit #1).
7. Discussion and possible approval of Claims and Financial Statement (Exhibit #2).
8. Presentation of Commission Agreements (Exhibit #3):  
Discussion and possible ratification of the following amended agreements:
  - a. Natural Resources Conservation Service No. 68-7335-0-42 to provide technical and administrative assistance with vegetative restoration of NRCS flood plain easements in Jefferson, Bryan and Cotton Counties; Amendment 3 defines the Award Terms to be included in all active ARRA grants and contracts.
  - b. Natural Resources Conservation Service No. 68-7335-019 for inspection services for Upper Clear Boggy 34 Watershed rehabilitation project; Amendment 3 extends agreement to September 30, 2013 and adds ARRA Award Terms.
  - c. Natural Resources Conservation Service No. 68-7336-020 for inspection services for Upper Clear Boggy 33 Watershed rehabilitation project; Amendment 2 extends agreement to September 30, 2013 and adds ARRA Award Terms.
  - d. Natural Resources Conservation Service No. 68-7335-9-22 for the Commission to manage the construction contract(s) for three watershed rehabilitation projects: Upper Clear Boggy 33, 34, and 35 in Pontotoc County; Amendment 4 extends agreement to September 30, 2013 and adds ARRA Award Terms.  
Discussion and possible approval of the following amended agreements:
  - e. Daniel J. Gamino & Associates (OCC-18) for legal services; Amendment 10 to continue for FY2013.
  - f. Payne County Conservation District (OCC-84), to provide office space and administrative support for the Tribal Outreach Coordinator; Amendment 6 to continue for FY2013.
  - g. Natural Resources Conservation Service No. 68-7335-1-28 (OCC-287) to provide funding for a Conservation Leadership program in Oklahoma; Amendment 1 extends agreement to March 1, 2013 and adds \$2500.

- h. Natural Resources Conservation Service No. 68-7335-1-09 (OCC-262) to assist with delivery of the Farm Bill; Amendment 2 extends agreement to June 30, 2013 and adds \$302,400.
- i. Office of the Secretary of Environment (OCC-255) to further implement efforts in the Eucha/Spavinaw, Illinois River, Honey Creek Watersheds to address NPS-related impairments; added North Canadian River Project; Amendment 2 increases the special funds by \$665,427 for implementation in the North Canadian River Watershed Project and extends agreement to August 31, 2014.

Discussion and possible approval of the following new agreements:

- j. Cimarron County Conservation District (OCC-307) to assist NRCS with delivery of Farm Bill Programs by allowing district staff to provide technical assistance (Contributions Agreement).
  - k. Dewey County Conservation District (OCC-308) to assist NRCS with delivery of Farm Bill Programs by allowing district staff to provide technical assistance (Contributions Agreement).
  - l. LeFlore County Conservation District (OCC-309) to assist NRCS with delivery of Farm Bill Programs by allowing district staff to provide technical assistance (Contributions Agreement).
  - m. Marshall County Conservation District (OCC-310) to assist NRCS with delivery of Farm Bill Programs by allowing district staff to provide technical assistance (Contributions Agreement).
  - n. Bryan Conservation District (OCC-311) to implement conservation practices to restore vegetation on flood plain easements.
  - o. Kiowa County and Washita County Conservation Districts (OCC-312) to establish one work unit area with two watershed aides assigned to the work unit area to perform operation and maintenance on the 187 watershed structures within the work unit area.
- 9. Discussion and possible approval of Out of State Travel (Exhibit #4)
    - a. National Association of Conservation Districts South Central Meeting, August 5-7, 2012, Hot Springs, Arkansas.
  - 10. Official Results of the Conservation District Director Elections held June 5, 2012 for Position #2 (Exhibit #5).
  - 11. Discussion and possible approval of FY2013 Joint Plans of Operation (Exhibit #6).
  - 12. Conservation Commission - Fiscal Year 2013:
    - a. Discussion and possible approval of the FY2013 salary for the Executive Director.
    - b. Discussion and possible approval to set the FY2013 conservation district director meeting expense at \$25 per meeting (maximum of 12 meetings).
    - c. Discussion and possible approval of FY2013 allocations to conservation districts for personnel and operating expenses (Exhibit #7).
    - d. Discussion and possible approval of the FY2013 Budget Work Program (Exhibit #8).
    - e. Discussion and possible approval of personnel and financial management policies in FY2013 (Exhibit #9).
    - f. Discussion of communications with districts regarding current and future allocations.

13. Public Comments.
14. New Business.
15. Break (at option of the Chair)
16. Status Reports:
  - a. Oklahoma Conservation Commission Members
  - b. Oklahoma Conservation Commission Staff
    1. Mike Thralls, Executive Director
    2. Lisa Knauf Owen, District Services Director
    3. Shanon Phillips, Water Quality Director
    4. Mike Kastl, Abandoned Mine Land Director
    5. Steve Coffman, Financial Management and Human Resources Director
    6. Mike Sharp, Office of Geographic Information and Technical Services Director
    7. Robert Toole, Conservation Programs Director
    8. Ben Pollard, Assistant Director
  - c. Oklahoma Association of Conservation Districts
  - d. USDA-Natural Resources Conservation Service
  - e. Oklahoma Department of Agriculture, Food and Forestry
17. Discussion and possible action to change the date and location of the next meeting scheduled for Monday, August 6, 2012, Agriculture Building Board Room, 2800 N. Lincoln Boulevard, Oklahoma City, Oklahoma at 9:30 a.m.
18. Adjournment.

# RECOMMENDATIONS FOR APPOINTMENT OF CONSERVATION DISTRICT DIRECTORS

DISTRICT	NAME	SUCCEEDS	TERM EXPIRES	POS#
Cotton County	Jack Hudman	Self	June 30, 2014	A
Delaware County	James Morrill	Jeff Andrews	June 30, 2015	E2
East Canadian County	Pam Mach	Self	June 30, 2014	A
Mayes County	Larry Nenstiel	Self	June 30, 2015	E2
McIntosh County	*Thomas Shroyer	Self	June 30, 2014	A
Tulsa County	*Craig Thurmond	Self	June 30, 2014	A

\* added after meeting packets were mailed.

**OKLAHOMA CONSERVATION COMMISSION  
CLAIMS REGISTER BY PROGRAM  
FOR THE PERIOD OF MAY 21, 2012 THRU JUNE 19, 2012**

Voucher	Fund Class	Department	Date	Amount	Account	Payee
<b>Employee Withholdings / Retirement / Insurance</b>						
37005	40000	1000002	6/1/2012	\$0.77	519130	OFFICE OF STATE FINANCE
37005	19201	3000005	6/1/2012	\$1.67	519130	OFFICE OF STATE FINANCE
37005	40000	3000004	6/1/2012	\$4.34	519130	OFFICE OF STATE FINANCE
37005	41500	2000008	6/1/2012	\$4.59	519130	OFFICE OF STATE FINANCE
37005	40000	4000005	6/1/2012	\$5.89	519130	OFFICE OF STATE FINANCE
37005	19201	1000001	6/1/2012	\$16.64	519130	OFFICE OF STATE FINANCE
37005	40000	5000002	6/1/2012	\$26.02	519130	OFFICE OF STATE FINANCE
37005	40000	5000001	6/1/2012	\$26.76	519130	OFFICE OF STATE FINANCE
37005	40000	4000001	6/1/2012	\$27.04	519130	OFFICE OF STATE FINANCE
37005	19201	2000001	6/1/2012	\$46.90	519130	OFFICE OF STATE FINANCE
37017	70000	3000002	6/1/2012	\$6,289.91	512120	AFLAC
37018	70000	3000002	6/1/2012	\$156.98	512110	STATE & EDUC EMPL GRP INS BD
37018	40000	3000002	6/1/2012	\$139,947.65	512110	STATE & EDUC EMPL GRP INS BD
37214	70000	3000002	6/19/2012	\$13,388.02	513250	OKLAHOMA PUBLIC EMPLOYEES RETIREMENT SYS
37214	40000	3000002	6/19/2012	\$58,565.79	513250	OKLAHOMA PUBLIC EMPLOYEES RETIREMENT SYS
H0227984	99400		5/29/2012	\$26.00	633110	AMERICAN GENERAL LIFE INS CO
H0227985	99400		5/29/2012	\$239.48	633110	WASHINGTON NATIONAL INSURANCE COMPANY
H0227986	99400		5/29/2012	\$215.00	633190	UNITED WAY OF CENTRAL OKLAHOMA
H0227987	99400		5/29/2012	\$300.00	633190	OKLAHOMA COLLEGE 529 SAVINGS PLAN
H0227988	99400		5/29/2012	\$773.69	633110	AMERICAN FAMILY LIFE ASSURANCE CO
H0227989	99400		5/29/2012	\$400.00	633130	CREDIT UNION ONE OF OKLAHOMA
H0227990	99400		5/29/2012	\$75.00	633190	OKLA PUBLIC EMPLOYEES ASSOC
H0227991	99400		5/29/2012	\$5,320.00	633130	OKLA EMPLOYEES CREDIT UNION
H0227992	99400		5/29/2012	\$59.17	633110	TRANSAMERICA LIFE INSURANCE COMPANY

**\$225,917.31 Employee Withholdings / Retirement / Insurance**

**Administration**

36883	19201	1000001	5/22/2012	\$35.14	531110	FEDEX FREIGHT EAST INC
36884	19201	1000001	5/21/2012	\$41.67	532130	AMERICAN SELF STORAGE
36884	19201	1000001	5/21/2012	\$62.50	532130	AMERICAN SELF STORAGE
36884	19201	1000001	5/21/2012	\$62.50	532130	AMERICAN SELF STORAGE
36884	19201	1000001	5/21/2012	\$62.50	532130	AMERICAN SELF STORAGE
36884	19201	1000001	5/21/2012	\$62.50	532130	AMERICAN SELF STORAGE
36884	19201	1000001	5/21/2012	\$62.50	532130	AMERICAN SELF STORAGE
36884	19201	1000001	5/21/2012	\$83.33	532130	AMERICAN SELF STORAGE
36894	19201	1000001	5/22/2012	\$167.94	515560	OFFICE OF STATE FINANCE
36928	40000	1000001	5/22/2012	\$446.50	532160	SHARP ELECTRONICS CORPORATION
36928	40000	1000001	5/22/2012	\$138.24	533140	SHARP ELECTRONICS CORPORATION
36928	40000	1000001	5/22/2012	\$209.50	533140	SHARP ELECTRONICS CORPORATION
36929	19201	1000001	5/22/2012	\$212.50	532160	SHARP ELECTRONICS CORPORATION
36929	19201	1000001	5/22/2012	\$117.15	533140	SHARP ELECTRONICS CORPORATION
36929	19201	1000001	5/22/2012	\$779.84	533140	SHARP ELECTRONICS CORPORATION
36952	19201	1000001	5/23/2012	\$12.90	536140	EUREKA WATER COMPANY
36957	40000	1000001	5/24/2012	\$787.39	522130	BEST WESTERN BROADWAY INN & SUITES
36972	40000	1000002	5/23/2012	\$137.85	531130	AT & T MOBILITY NATIONAL ACCOUNT LLC
37003	19201	1000001	6/1/2012	\$864.19	531230	OFFICE OF STATE FINANCE
37004	19201	1000002	6/1/2012	\$1,051.00	515380	OFFICE OF STATE FINANCE
37032	19201	1000001	6/5/2012	\$68.90	531110	FEDEX FREIGHT EAST INC
37033	19201	1000001	6/5/2012	\$45.00	531150	DEPARTMENT OF CENTRAL SERVICES
37034	19201	1000001	6/5/2012	\$180.00	531150	DEPARTMENT OF CENTRAL SERVICES

**OKLAHOMA CONSERVATION COMMISSION  
CLAIMS REGISTER BY PROGRAM  
FOR THE PERIOD OF MAY 21, 2012 THRU JUNE 19, 2012**

Voucher	Fund Class	Department	Date	Amount	Account	Payee
37035	19201	1000005	6/5/2012	\$370.13	531150	DEPARTMENT OF CENTRAL SERVICES
37036	19201	1000001	6/5/2012	\$12.90	536140	EUREKA WATER COMPANY
37044	19201	1000001	6/5/2012	\$173.16	521310	JAMES GERARD GREGO
37045	19201	1000001	6/5/2012	\$317.46	521310	KARL JETT
37046	19201	1000001	6/5/2012	\$178.71	521310	MIKE ROOKER
37047	19201	1000001	6/5/2012	\$116.55	521310	DAN LOWRANCE
37048	19201	1000001	6/5/2012	\$337.80	521310	GEORGE STUNKARD
37052	19201	1000001	6/5/2012	\$185,035.27	548110	CAPITOL IMPROVEMENT AUTHORITY
37053	19201	1000001	6/5/2012	\$39.52	561130	WILLOUGHBY SHELLIE D
37071	19201	1000001	6/6/2012	\$30.00	555170 88	DELAWARE CO CONSERVATION DISTRICT
37087	19201	1000001	6/8/2012	\$434.90	522110	AUTHORITY ORDER-PCARD
37087	19201	1000001	6/8/2012	\$30.00	522150	AUTHORITY ORDER-PCARD
37087	19201	1000001	6/8/2012	\$26.99	531650	AUTHORITY ORDER-PCARD
37087	19201	1000001	6/8/2012	\$14.87	536140	AUTHORITY ORDER-PCARD
37087	19201	1000001	6/8/2012	\$54.36	536140	AUTHORITY ORDER-PCARD
37087	40000	1000002	6/8/2012	\$687.38	533150	AUTHORITY ORDER-PCARD
37211	19201	1000001	6/18/2012	<u>\$410.93</u>	515610	DEPARTMENT OF CENTRAL SERVICES

**\$193,962.47 Administration**

**Watershed Operation & Maintenance**

36944	40000	2000001	5/22/2012	\$29,512.47	545110	C-P INTEGRATED SERVICES INC
36950	19201	2000001	5/23/2012	\$36.60	531360	OKLA NATURAL GAS
36951	19201	2000001	5/23/2012	\$37.38	531360	CENTERPOINT ENERGY
36972	40000	2000001	5/23/2012	\$397.38	531130	AT & T MOBILITY NATIONAL ACCOUNT LLC
37023	19201	2000001	6/4/2012	\$126.40	531130	AT&T CORPORATION
37024	19201	2000001	6/4/2012	\$70.76	531130	AT&T CORPORATION
37026	19201	2000001	6/5/2012	\$34.00	534290	COMDATA
37038	19201	2000001	6/5/2012	\$84.23	531130	AT&T CORPORATION
37087	40000	2000001	6/8/2012	\$9.97	533130	AUTHORITY ORDER-PCARD
37087	19201	2000001	6/8/2012	\$74.00	536150	AUTHORITY ORDER-PCARD
37087	40000	2000001	6/8/2012	\$297.10	536190	AUTHORITY ORDER-PCARD
37122	40000	2000001	6/11/2012	\$89.10	555170 96	PAYNE COUNTY CONSERVATION DISTRICT
37146	19201	2000001	6/13/2012	\$0.34	531130	AT&T CORPORATION
37147	19201	2000001	6/13/2012	\$0.67	531130	AT&T CORPORATION
37169	40000	2000001	6/15/2012	\$67,135.35	545110	C-P INTEGRATED SERVICES INC
37212	19201	2000001	6/18/2012	\$37.72	531370	AMERICAN ELECTRIC POWER
37213	19201	2000001	6/18/2012	\$79.78	531370	AMERICAN ELECTRIC POWER
37220	19201	2000001	6/19/2012	<u>\$95.60</u>	555170 96	GARVIN CONSERVATION DISTRICT

**\$98,118.85 Watershed Operation & Maintenance**

**Watershed Rehabilitation**

36965	21500	2000003	5/24/2012	\$937.70	555170 96	LOGAN COUNTY CONSERVATION DISTRICT
36965	40000	2000003	5/24/2012	\$1,741.45	555170 96	LOGAN COUNTY CONSERVATION DISTRICT
36966	49000	2000003	5/23/2012	\$23,027.44	515240	TERRACON CONSULTANTS INC
36967	49000	2000003	5/23/2012	\$35,668.51	515240	TERRACON CONSULTANTS INC
36968	49000	2000003	5/23/2012	\$68,961.74	515240	TERRACON CONSULTANTS INC
36971	21500	2000003	5/23/2012	\$554.56	555170 96	EAST CANADIAN COUNTY CONSERVATION DISTRICT
36971	40000	2000003	5/23/2012	\$1,029.90	555170 96	EAST CANADIAN COUNTY CONSERVATION DISTRICT
36982	40000	2000003	5/25/2012	\$5,180.02	531600	DEPARTMENT OF CENTRAL SERVICES
36983	49000	2000003	5/25/2012	\$5,287.49	515240	TERRACON CONSULTANTS INC

**OKLAHOMA CONSERVATION COMMISSION  
CLAIMS REGISTER BY PROGRAM  
FOR THE PERIOD OF MAY 21, 2012 THRU JUNE 19, 2012**

Voucher	Fund Class	Department	Date	Amount	Account	Payee
36987	21500	2000003	5/25/2012	\$41,736.52	546210	SILVER SPUR CONSTRUCTION CO
36987	49000	2000003	5/25/2012	\$77,510.67	546210	SILVER SPUR CONSTRUCTION CO
37070	21500	2000003	6/6/2012	\$5,363.67	555170 96	PONTOTOC COUNTY C D
37070	40000	2000003	6/6/2012	\$9,961.33	555170 96	PONTOTOC COUNTY C D
37117	21500	2000003	6/11/2012	\$175.00	555170 96	CANEY VALLEY CONSERVATION DISTRICT
37117	40000	2000003	6/11/2012	\$325.00	555170 96	CANEY VALLEY CONSERVATION DISTRICT
37119	40000	2000003	6/11/2012	\$118,257.42	546210	WYNN CONSTRUCTION CO INC
37120	49000	2000003	6/11/2012	\$175,966.95	546210	CONTINENTAL CONSTRUCTION CORPORATION
37123	49000	2000003	6/11/2012	\$11,261.02	515240	TERRACON CONSULTANTS INC
37124	49000	2000003	6/11/2012	\$3,220.43	515240	TERRACON CONSULTANTS INC
37125	49000	2000003	6/11/2012	\$35,174.36	515240	TERRACON CONSULTANTS INC
37126	49000	2000003	6/11/2012	<u>\$47,275.05</u>	515240	TERRACON CONSULTANTS INC
<b>\$668,616.23 Watershed Rehabilitation</b>						
<b>FEMA - Sugar Creek</b>						
36964	41500	2000004	5/23/2012	\$176.45	555170 88	SOUTH CADDO CONS DISTRICT
36972	41500	2000008	5/23/2012	\$28.87	531130	AT & T MOBILITY NATIONAL ACCOUNT LLC
37168	40000	2000008	6/15/2012	<u>\$100.00</u>	555170 88	DEER CREEK CONSERVATION DISTRICT
<b>\$305.32 FEMA - Sugar Creek</b>						
<b>Field Services</b>						
36882	19201	3000001	5/21/2012	\$97.31	555170 71	OKMULGEE COUNTY CONSERVATION DISTRICT
36882	40000	3000001	5/21/2012	\$139.83	555170 86	OKMULGEE COUNTY CONSERVATION DISTRICT
36882	19201	3000001	5/21/2012	\$154.72	555170 84	OKMULGEE COUNTY CONSERVATION DISTRICT
36882	19201	3000001	5/21/2012	\$834.29	555170 12	OKMULGEE COUNTY CONSERVATION DISTRICT
36882	19201	3000001	5/21/2012	\$2,210.08	555170 1	OKMULGEE COUNTY CONSERVATION DISTRICT
36882	19201	3000001	5/21/2012	\$2,252.91	555170 11	OKMULGEE COUNTY CONSERVATION DISTRICT
36895	19201	3000001	5/22/2012	\$1,252.78	555170 12	HUGHES COUNTY CONSERVATION DIST
36895	19201	3000001	5/22/2012	\$2,395.12	555170 7	HUGHES COUNTY CONSERVATION DIST
36895	19201	3000001	5/22/2012	\$2,666.92	555170 2	HUGHES COUNTY CONSERVATION DIST
36896	19201	3000001	5/22/2012	\$2,150.57	555170 9	SHAWNEE CONSERVATION DISTRICT
36896	19201	3000001	5/22/2012	\$2,905.43	555170 11	SHAWNEE CONSERVATION DISTRICT
36897	19201	3000001	5/22/2012	\$1,941.31	555170 12	HASKELL COUNTY CONSERVATION DISTRICT
36897	19201	3000001	5/22/2012	\$2,491.05	555170 2	HASKELL COUNTY CONSERVATION DISTRICT
36898	19201	3000001	5/22/2012	\$25.19	555170 80	GARFIELD CO CONSERVATION DISTRICT
36898	19201	3000001	5/22/2012	\$135.73	555170 71	GARFIELD CO CONSERVATION DISTRICT
36898	19201	3000001	5/22/2012	\$1,944.67	555170 1	GARFIELD CO CONSERVATION DISTRICT
36898	19201	3000001	5/22/2012	\$2,390.66	555170 5	GARFIELD CO CONSERVATION DISTRICT
36899	19201	3000001	5/22/2012	\$60.00	555170 93	BEAVER COUNTY CONSERVATION DISTRICT
36899	19201	3000001	5/22/2012	\$2,578.19	555170 3	BEAVER COUNTY CONSERVATION DISTRICT
36900	19201	3000001	5/22/2012	\$39.07	555170 71	CLEVELAND COUNTY CONSERVATION DISTRICT
36900	19201	3000001	5/22/2012	\$93.50	555170 69	CLEVELAND COUNTY CONSERVATION DISTRICT
36900	40000	3000001	5/22/2012	\$139.83	555170 86	CLEVELAND COUNTY CONSERVATION DISTRICT
36900	19201	3000001	5/22/2012	\$200.00	555170 92	CLEVELAND COUNTY CONSERVATION DISTRICT
36900	19201	3000001	5/22/2012	\$2,901.08	555170 2	CLEVELAND COUNTY CONSERVATION DISTRICT
36945	19201	3000001	5/22/2012	\$47.35	555170 93	DELAWARE CO CONSERVATION DISTRICT
36945	19201	3000001	5/22/2012	\$279.49	555170 64	DELAWARE CO CONSERVATION DISTRICT
36945	19201	3000001	5/22/2012	\$983.38	555170 12	DELAWARE CO CONSERVATION DISTRICT
36945	19201	3000001	5/22/2012	\$2,473.42	555170 1	DELAWARE CO CONSERVATION DISTRICT
36946	19201	3000001	5/22/2012	\$93.95	555170 71	VALLIANT CONSERVATION DISTRICT
36946	19201	3000001	5/22/2012	\$155.51	555170 93	VALLIANT CONSERVATION DISTRICT

**OKLAHOMA CONSERVATION COMMISSION  
CLAIMS REGISTER BY PROGRAM  
FOR THE PERIOD OF MAY 21, 2012 THRU JUNE 19, 2012**

Voucher	Fund Class	Department	Date	Amount	Account	Payee
36946	19201	3000001	5/22/2012	\$2,397.75	555170 7	VALLIANT CONSERVATION DISTRICT
36946	19201	3000001	5/22/2012	\$2,785.48	555170 2	VALLIANT CONSERVATION DISTRICT
36947	19201	3000001	5/22/2012	\$41.89	555170 71	KIAMICHI CONSERVATION DISTRICT
36947	19201	3000001	5/22/2012	\$118.60	555170 93	KIAMICHI CONSERVATION DISTRICT
36947	40000	3000001	5/22/2012	\$139.83	555170 86	KIAMICHI CONSERVATION DISTRICT
36947	19201	3000001	5/22/2012	\$2,054.09	555170 1	KIAMICHI CONSERVATION DISTRICT
36947	19201	3000001	5/22/2012	\$2,838.33	555170 5	KIAMICHI CONSERVATION DISTRICT
36954	19201	3000001	5/23/2012	\$25.00	555170 92	WOODWARD COUNTY CONSERVATION DISTRICT
36976	19201	3000001	5/24/2012	\$143.27	555170 79	WOODWARD COUNTY CONSERVATION DISTRICT
36978	19201	3000001	5/24/2012	\$154.09	555170 93	ELLIS COUNTY CONSERVATION DISTRICT
36978	19201	3000001	5/24/2012	\$200.00	555170 92	ELLIS COUNTY CONSERVATION DISTRICT
36978	19201	3000001	5/24/2012	\$1,947.68	555170 5	ELLIS COUNTY CONSERVATION DISTRICT
36978	19201	3000001	5/24/2012	\$1,987.65	555170 2	ELLIS COUNTY CONSERVATION DISTRICT
36988	19201	3000001	5/29/2012	\$275.00	555170 92	TULSA COUNTY CONSERVATION DISTRICT
36989	19201	3000001	5/29/2012	\$16.26	555170 20	PONTOTOC COUNTY C D
36989	19201	3000001	5/29/2012	\$94.42	555170 71	PONTOTOC COUNTY C D
36989	40000	3000001	5/29/2012	\$139.83	555170 86	PONTOTOC COUNTY C D
36989	19201	3000001	5/29/2012	\$2,105.57	555170 1	PONTOTOC COUNTY C D
36989	19201	3000001	5/29/2012	\$2,220.49	555170 5	PONTOTOC COUNTY C D
36990	19201	3000001	5/29/2012	\$906.03	555170 68	JACKSON COUNTY CONSERVATION DIST
36990	19201	3000001	5/29/2012	\$2,329.79	555170 2	JACKSON COUNTY CONSERVATION DIST
36990	19201	3000001	5/29/2012	\$3,283.56	555170 5	JACKSON COUNTY CONSERVATION DIST
36991	19201	3000001	5/29/2012	\$24.18	555170 80	EAST WOODS COUNTY CONSERVATION DIST
36991	19201	3000001	5/29/2012	\$46.10	555170 72	EAST WOODS COUNTY CONSERVATION DIST
36991	19201	3000001	5/29/2012	\$48.21	555170 60	EAST WOODS COUNTY CONSERVATION DIST
36991	40000	3000001	5/29/2012	\$139.83	555170 86	EAST WOODS COUNTY CONSERVATION DIST
36991	19201	3000001	5/29/2012	\$300.00	555170 92	EAST WOODS COUNTY CONSERVATION DIST
36991	19201	3000001	5/29/2012	\$397.13	555170 69	EAST WOODS COUNTY CONSERVATION DIST
36991	19201	3000001	5/29/2012	\$468.77	555170 24	EAST WOODS COUNTY CONSERVATION DIST
36991	19201	3000001	5/29/2012	\$475.00	555170 61	EAST WOODS COUNTY CONSERVATION DIST
36991	19201	3000001	5/29/2012	\$2,327.93	555170 3	EAST WOODS COUNTY CONSERVATION DIST
37017	40000	3000002	6/1/2012	\$90.00	531600	AFLAC
37019	19201	3000001	6/4/2012	\$53.50	555170 71	ATOKA COUNTY CONSERVATION DISTRICT
37019	19201	3000001	6/4/2012	\$74.00	555170 72	ATOKA COUNTY CONSERVATION DISTRICT
37019	19201	3000001	6/4/2012	\$106.00	555170 26	ATOKA COUNTY CONSERVATION DISTRICT
37019	19201	3000001	6/4/2012	\$1,993.32	555170 7	ATOKA COUNTY CONSERVATION DISTRICT
37019	19201	3000001	6/4/2012	\$2,531.86	555170 2	ATOKA COUNTY CONSERVATION DISTRICT
37020	40000	3000001	6/4/2012	\$139.83	555170 86	CIMARRON VALLEY CONSERVATION DISTRICT
37020	19201	3000001	6/4/2012	\$2,204.22	555170 1	CIMARRON VALLEY CONSERVATION DISTRICT
37020	19201	3000001	6/4/2012	\$3,012.53	555170 5	CIMARRON VALLEY CONSERVATION DISTRICT
37021	19201	3000001	6/4/2012	\$2,583.60	555170 94	SEMINOLE COUNTY CONSERVATION DISTRICT
37021	19201	3000001	6/4/2012	\$2,804.51	555170 3	SEMINOLE COUNTY CONSERVATION DISTRICT
37022	19201	3000003	6/4/2012	\$47.85	522110	OKLAHOMA TURNPIKE AUTHORITY
37026	19201	3000003	6/5/2012	\$186.89	534290	COMDATA
37027	19201	3000001	6/5/2012	\$37.86	555170 81	NORTH CADDO CONSERVATION DISTRICT
37027	19201	3000001	6/5/2012	\$73.33	555170 80	NORTH CADDO CONSERVATION DISTRICT
37027	19201	3000001	6/5/2012	\$107.70	555170 93	NORTH CADDO CONSERVATION DISTRICT
37027	40000	3000001	6/5/2012	\$139.83	555170 86	NORTH CADDO CONSERVATION DISTRICT
37027	19201	3000001	6/5/2012	\$145.22	555170 71	NORTH CADDO CONSERVATION DISTRICT
37027	19201	3000001	6/5/2012	\$866.58	555170 12	NORTH CADDO CONSERVATION DISTRICT
37027	19201	3000001	6/5/2012	\$1,950.71	555170 1	NORTH CADDO CONSERVATION DISTRICT
37028	19201	3000001	6/5/2012	\$1.93	555170 71	KINGFISHER COUNTY CONSERVATION DISTRICT
37028	19201	3000001	6/5/2012	\$210.67	555170 68	KINGFISHER COUNTY CONSERVATION DISTRICT
37028	19201	3000001	6/5/2012	\$1,143.23	555170 94	KINGFISHER COUNTY CONSERVATION DISTRICT
37028	19201	3000001	6/5/2012	\$2,479.39	555170 5	KINGFISHER COUNTY CONSERVATION DISTRICT



**OKLAHOMA CONSERVATION COMMISSION  
CLAIMS REGISTER BY PROGRAM  
FOR THE PERIOD OF MAY 21, 2012 THRU JUNE 19, 2012**

Voucher	Fund Class	Department	Date	Amount	Account	Payee
37028	19201	3000001	6/5/2012	\$2,947.08	555170 2	KINGFISHER COUNTY CONSERVATION DISTRICT
37030	19201	3000001	6/5/2012	\$20.25	555170 20	CREEK COUNTY CONSERVATION DISTRICT
37030	19201	3000001	6/5/2012	\$45.00	555170 72	CREEK COUNTY CONSERVATION DISTRICT
37030	19201	3000001	6/5/2012	\$45.00	555170 76	CREEK COUNTY CONSERVATION DISTRICT
37030	19201	3000001	6/5/2012	\$62.90	555170 71	CREEK COUNTY CONSERVATION DISTRICT
37030	19201	3000001	6/5/2012	\$130.36	555170 93	CREEK COUNTY CONSERVATION DISTRICT
37030	40000	3000001	6/5/2012	\$139.83	555170 86	CREEK COUNTY CONSERVATION DISTRICT
37030	19201	3000001	6/5/2012	\$1,932.83	555170 9	CREEK COUNTY CONSERVATION DISTRICT
37030	19201	3000001	6/5/2012	\$2,661.20	555170 2	CREEK COUNTY CONSERVATION DISTRICT
37031	19201	3000001	6/5/2012	\$252.47	555170 93	GRADY COUNTY CONSERVATION DIST
37031	19201	3000001	6/5/2012	\$2,302.77	555170 7	GRADY COUNTY CONSERVATION DIST
37031	19201	3000001	6/5/2012	\$2,414.70	555170 6	GRADY COUNTY CONSERVATION DIST
37031	19201	3000001	6/5/2012	\$3,110.34	555170 3	GRADY COUNTY CONSERVATION DIST
37037	19201	3000001	6/6/2012	\$678.20	555170 12	SEQUOYAH COUNTY CONSERVATION DISTRICT
37037	19201	3000001	6/6/2012	\$2,705.17	555170 2	SEQUOYAH COUNTY CONSERVATION DISTRICT
37060	19201	3000001	6/6/2012	\$5.75	555170 72	TILLMAN COUNTY CONSERVATION DISTRICT
37060	40000	3000001	6/6/2012	\$139.83	555170 86	TILLMAN COUNTY CONSERVATION DISTRICT
37060	19201	3000001	6/6/2012	\$2,430.76	555170 2	TILLMAN COUNTY CONSERVATION DISTRICT
37061	19201	3000001	6/6/2012	\$72.46	555170 68	WAGONER COUNTY CONSERVATION DIST NO 22
37061	40000	3000001	6/6/2012	\$139.83	555170 86	WAGONER COUNTY CONSERVATION DIST NO 22
37061	19201	3000001	6/6/2012	\$3,272.65	555170 3	WAGONER COUNTY CONSERVATION DIST NO 22
37082	19201	3000001	6/7/2012	\$43.36	555170 71	CHEROKEE COUNTY CONSERVATION DISTRICT
37082	40000	3000001	6/7/2012	\$139.83	555170 86	CHEROKEE COUNTY CONSERVATION DISTRICT
37082	19201	3000001	6/7/2012	\$2,213.84	555170 11	CHEROKEE COUNTY CONSERVATION DISTRICT
37083	19201	3000001	6/7/2012	\$2,692.03	555170 2	MAJOR COUNTY CONSERVATION DISTRICT
37083	19201	3000001	6/7/2012	\$2,842.24	555170 9	MAJOR COUNTY CONSERVATION DISTRICT
37084	19201	3000001	6/7/2012	\$67.84	555170 71	COMANCHE COUNTY CONSERVATION DISTRICT
37084	40000	3000001	6/7/2012	\$139.83	555170 86	COMANCHE COUNTY CONSERVATION DISTRICT
37084	19201	3000001	6/7/2012	\$2,457.22	555170 1	COMANCHE COUNTY CONSERVATION DISTRICT
37084	19201	3000001	6/7/2012	\$2,774.21	555170 5	COMANCHE COUNTY CONSERVATION DISTRICT
37085	19201	3000001	6/7/2012	\$74.08	555170 71	ARBUCKLE CONSERVATION DISTRICT
37085	19201	3000001	6/7/2012	\$124.00	555170 67	ARBUCKLE CONSERVATION DISTRICT
37085	19201	3000001	6/7/2012	\$180.00	555170 20	ARBUCKLE CONSERVATION DISTRICT
37085	19201	3000001	6/7/2012	\$3,282.75	555170 3	ARBUCKLE CONSERVATION DISTRICT
37086	19201	3000001	6/7/2012	\$113.53	555170 71	CANEY VALLEY CONSERVATION DISTRICT
37086	19201	3000001	6/7/2012	\$2,070.50	555170 1	CANEY VALLEY CONSERVATION DISTRICT
37086	19201	3000001	6/7/2012	\$2,410.51	555170 5	CANEY VALLEY CONSERVATION DISTRICT
37096	19201	3000001	6/8/2012	\$11,935.00	555170 96	TILLMAN COUNTY CONSERVATION DISTRICT
37097	19201	3000001	6/11/2012	\$1,175.73	555170 93	ADAIR COUNTY CONSERVATION DISTRICT #67
37098	19201	3000001	6/11/2012	\$83.25	555170 93	GARVIN CONSERVATION DISTRICT
37099	19201	3000001	6/11/2012	\$825.38	555170 93	GARVIN CONSERVATION DISTRICT
37100	19201	3000001	6/11/2012	\$27.00	555170 20	LOVE COUNTY CONSERVATION DISTRICT
37100	19201	3000001	6/11/2012	\$38.50	555170 71	LOVE COUNTY CONSERVATION DISTRICT
37100	19201	3000001	6/11/2012	\$72.00	555170 93	LOVE COUNTY CONSERVATION DISTRICT
37100	19201	3000001	6/11/2012	\$85.47	555170 69	LOVE COUNTY CONSERVATION DISTRICT
37100	19201	3000001	6/11/2012	\$275.00	555170 92	LOVE COUNTY CONSERVATION DISTRICT
37100	19201	3000001	6/11/2012	\$400.00	555170 69	LOVE COUNTY CONSERVATION DISTRICT
37100	19201	3000001	6/11/2012	\$2,390.21	555170 7	LOVE COUNTY CONSERVATION DISTRICT
37100	19201	3000001	6/11/2012	\$3,192.74	555170 5	LOVE COUNTY CONSERVATION DISTRICT
37101	19201	3000001	6/13/2012	\$52.74	555170 93	JOHNSTON COUNTY CONSERVATION DIST
37101	19201	3000001	6/13/2012	\$94.56	555170 71	JOHNSTON COUNTY CONSERVATION DIST
37101	19201	3000001	6/13/2012	\$1,555.81	555170 5	JOHNSTON COUNTY CONSERVATION DIST
37101	19201	3000001	6/13/2012	\$2,712.30	555170 2	JOHNSTON COUNTY CONSERVATION DIST
37102	19201	3000001	6/11/2012	\$1,130.33	555170 9	PAWNEE COUNTY CONSERVATION DISTRICT
37102	19201	3000001	6/11/2012	\$2,333.23	555170 1	PAWNEE COUNTY CONSERVATION DISTRICT

**OKLAHOMA CONSERVATION COMMISSION  
CLAIMS REGISTER BY PROGRAM  
FOR THE PERIOD OF MAY 21, 2012 THRU JUNE 19, 2012**

Voucher	Fund Class	Department	Date	Amount	Account	Payee
37103	40000	3000001	6/11/2012	\$139.83	555170 86	JEFFERSON COUNTY CONSERVATION DIST
37103	19201	3000001	6/11/2012	\$1,149.53	555170 7	JEFFERSON COUNTY CONSERVATION DIST
37103	19201	3000001	6/11/2012	\$2,430.36	555170 2	JEFFERSON COUNTY CONSERVATION DIST
37104	19201	3000001	6/11/2012	\$2,037.06	555170 11	TULSA COUNTY CONSERVATION DISTRICT
37104	19201	3000001	6/11/2012	\$2,194.41	555170 1	TULSA COUNTY CONSERVATION DISTRICT
37105	40000	3000001	6/11/2012	\$57.57	555170 88	PAYNE COUNTY CONSERVATION DISTRICT
37106	40000	3000001	6/11/2012	\$290.28	555170 88	PAYNE COUNTY CONSERVATION DISTRICT
37106	19201	3000001	6/11/2012	\$2,069.30	555170 1	PAYNE COUNTY CONSERVATION DISTRICT
37106	19201	3000001	6/11/2012	\$2,203.35	555170 5	PAYNE COUNTY CONSERVATION DISTRICT
37127	19201	3000001	6/12/2012	\$2,461.31	555170 2	LEFLORE COUNTY CONSERVATION DISTRICT
37127	19201	3000001	6/12/2012	\$3,801.97	555170 5	LEFLORE COUNTY CONSERVATION DISTRICT
37128	19201	3000001	6/12/2012	\$85.11	555170 71	VALLIANT CONSERVATION DISTRICT
37128	40000	3000001	6/12/2012	\$139.93	555170 86	VALLIANT CONSERVATION DISTRICT
37128	19201	3000001	6/12/2012	\$300.00	555170 92	VALLIANT CONSERVATION DISTRICT
37128	19201	3000001	6/12/2012	\$2,397.75	555170 7	VALLIANT CONSERVATION DISTRICT
37128	19201	3000001	6/12/2012	\$2,785.48	555170 2	VALLIANT CONSERVATION DISTRICT
37129	19201	3000001	6/12/2012	\$14.00	555170 82	MCCLAIN COUNTY CONSERVATION DISTRICT
37129	19201	3000001	6/12/2012	\$38.45	555170 71	MCCLAIN COUNTY CONSERVATION DISTRICT
37129	19201	3000001	6/12/2012	\$90.00	555170 72	MCCLAIN COUNTY CONSERVATION DISTRICT
37129	19201	3000001	6/12/2012	\$1,832.10	555170 7	MCCLAIN COUNTY CONSERVATION DISTRICT
37129	19201	3000001	6/12/2012	\$2,699.21	555170 2	MCCLAIN COUNTY CONSERVATION DISTRICT
37130	40000	3000001	6/12/2012	\$139.83	555170 86	DEWEY COUNTY CONSERVATION DISTRICT
37130	19201	3000001	6/12/2012	\$2,147.68	555170 5	DEWEY COUNTY CONSERVATION DISTRICT
37130	19201	3000001	6/12/2012	\$2,343.22	555170 2	DEWEY COUNTY CONSERVATION DISTRICT
37131	19201	3000001	6/12/2012	\$1,207.66	555170 12	OKLAHOMA COUNTY CONSERVATION DISTRICT
37131	19201	3000001	6/12/2012	\$2,254.49	555170 2	OKLAHOMA COUNTY CONSERVATION DISTRICT
37132	19201	3000001	6/12/2012	\$75.00	555170 92	MURRAY COUNTY CONSERVATION DISTRICT
37132	19201	3000001	6/12/2012	\$210.16	555170 24	MURRAY COUNTY CONSERVATION DISTRICT
37132	19201	3000001	6/12/2012	\$2,237.93	555170 6	MURRAY COUNTY CONSERVATION DISTRICT
37132	19201	3000001	6/12/2012	\$2,600.79	555170 2	MURRAY COUNTY CONSERVATION DISTRICT
37133	19201	3000001	6/12/2012	\$2,253.86	555170 7	CRAIG COUNTY CONSERVATION DISTRICT
37133	19201	3000001	6/12/2012	\$2,914.52	555170 5	CRAIG COUNTY CONSERVATION DISTRICT
37134	19201	3000001	6/12/2012	\$56.80	555170 71	ROGERS COUNTY CONSERVATION DISTRICT
37134	19201	3000001	6/12/2012	\$65.00	555170 72	ROGERS COUNTY CONSERVATION DISTRICT
37134	19201	3000001	6/12/2012	\$250.00	555170 92	ROGERS COUNTY CONSERVATION DISTRICT
37134	19201	3000001	6/12/2012	\$616.95	555170 24	ROGERS COUNTY CONSERVATION DISTRICT
37134	19201	3000001	6/12/2012	\$2,700.43	555170 1	ROGERS COUNTY CONSERVATION DISTRICT
37134	19201	3000001	6/12/2012	\$3,786.06	555170 11	ROGERS COUNTY CONSERVATION DISTRICT
37134	19201	3000001	6/12/2012	\$4,464.10	555170 12	ROGERS COUNTY CONSERVATION DISTRICT
37135	40000	3000001	6/12/2012	\$139.83	555170 86	KONAWA CONSERVATION DISTRICT
37135	19201	3000001	6/12/2012	\$2,541.06	555170 2	KONAWA CONSERVATION DISTRICT
37135	19201	3000001	6/12/2012	\$2,577.56	555170 6	KONAWA CONSERVATION DISTRICT
37136	19201	3000001	6/12/2012	\$2,578.19	555170 3	BEAVER COUNTY CONSERVATION DISTRICT
37137	40000	3000001	6/13/2012	\$139.83	555170 86	NORTH FORK OF RED RIVER CONSERVATION
37138	19201	3000001	6/13/2012	\$350.00	555170 92	SOUTH CADDO CONS DISTRICT
37138	19201	3000001	6/13/2012	\$1,226.40	555170 2	SOUTH CADDO CONS DISTRICT
37138	19201	3000001	6/13/2012	\$2,547.61	555170 9	SOUTH CADDO CONS DISTRICT
37138	19201	3000001	6/13/2012	\$2,687.74	555170 5	SOUTH CADDO CONS DISTRICT
37139	40000	3000001	6/13/2012	\$139.83	555170 86	WEST CADDO CONSERVATION DISTRICT
37139	19201	3000001	6/13/2012	\$2,649.07	555170 5	WEST CADDO CONSERVATION DISTRICT
37139	19201	3000001	6/13/2012	\$2,822.76	555170 2	WEST CADDO CONSERVATION DISTRICT
37148	19201	3000001	6/14/2012	\$25.01	555170 80	GARFIELD CO CONSERVATION DISTRICT
37148	19201	3000001	6/14/2012	\$69.30	555170 72	GARFIELD CO CONSERVATION DISTRICT
37148	19201	3000001	6/14/2012	\$135.73	555170 71	GARFIELD CO CONSERVATION DISTRICT
37148	19201	3000001	6/14/2012	\$1,944.67	555170 1	GARFIELD CO CONSERVATION DISTRICT

**OKLAHOMA CONSERVATION COMMISSION  
CLAIMS REGISTER BY PROGRAM  
FOR THE PERIOD OF MAY 21, 2012 THRU JUNE 19, 2012**

Voucher	Fund Class	Department	Date	Amount	Account	Payee
37148	19201	3000001	6/14/2012	\$2,390.66	555170 5	GARFIELD CO CONSERVATION DISTRICT
37149	19201	3000001	6/14/2012	\$375.00	555170 92	GARVIN CONSERVATION DISTRICT
37150	40000	3000001	6/14/2012	\$139.83	555170 86	COTTON COUNTY CONSERVATION DISTRICT
37150	19201	3000001	6/14/2012	\$2,896.46	555170 2	COTTON COUNTY CONSERVATION DISTRICT
37150	19201	3000001	6/14/2012	\$3,041.44	555170 5	COTTON COUNTY CONSERVATION DISTRICT
37151	19201	3000001	6/14/2012	\$300.00	555170 92	TALIHINA CONSERVATION DISTRICT
37151	19201	3000001	6/14/2012	\$1,954.90	555170 9	TALIHINA CONSERVATION DISTRICT
37151	19201	3000001	6/14/2012	\$3,698.63	555170 5	TALIHINA CONSERVATION DISTRICT
37152	19201	3000001	6/14/2012	\$2,896.46	555170 2	COTTON COUNTY CONSERVATION DISTRICT
37152	19201	3000001	6/14/2012	\$3,041.44	555170 5	COTTON COUNTY CONSERVATION DISTRICT
37153	19201	3000001	6/14/2012	\$178.98	555170 20	ALFALFA COUNTY CONSERVATION DISTRICT
37153	19201	3000001	6/14/2012	\$279.66	555170 86	ALFALFA COUNTY CONSERVATION DISTRICT
37153	19201	3000001	6/14/2012	\$2,520.54	555170 2	ALFALFA COUNTY CONSERVATION DISTRICT
37154	19201	3000001	6/14/2012	\$63.34	555170 71	GRANT COUNTY CONSERVATION DISTRICT
37154	19201	3000001	6/14/2012	\$179.86	555170 20	GRANT COUNTY CONSERVATION DISTRICT
37154	19201	3000001	6/14/2012	\$193.02	555170 1	GRANT COUNTY CONSERVATION DISTRICT
37154	19201	3000001	6/14/2012	\$2,038.96	555170 9	GRANT COUNTY CONSERVATION DISTRICT
37155	40000	3000001	6/14/2012	\$419.49	555170 86	OKFUSKEE COUNTY CONSERVATION DISTRICT
37155	19201	3000001	6/14/2012	\$1,554.68	555170 9	OKFUSKEE COUNTY CONSERVATION DISTRICT
37155	19201	3000001	6/14/2012	\$2,607.13	555170 2	OKFUSKEE COUNTY CONSERVATION DISTRICT
37156	40000	3000001	6/14/2012	\$139.83	555170 86	DEER CREEK CONSERVATION DISTRICT
37156	19201	3000001	6/14/2012	\$350.00	555170 92	DEER CREEK CONSERVATION DISTRICT
37156	19201	3000001	6/14/2012	\$2,173.40	555170 11	DEER CREEK CONSERVATION DISTRICT
37156	19201	3000001	6/14/2012	\$2,551.42	555170 5	DEER CREEK CONSERVATION DISTRICT
37157	19201	3000001	6/14/2012	\$2,705.73	555170 2	OTTAWA COUNTY CONSERVATION DISTRICT
37158	40000	3000001	6/14/2012	\$139.83	555170 86	CENTRAL N CANADIAN RIVER CONSERVATION
37158	19201	3000001	6/14/2012	\$410.39	555170 26	CENTRAL N CANADIAN RIVER CONSERVATION
37158	19201	3000001	6/14/2012	\$420.66	555170 20	CENTRAL N CANADIAN RIVER CONSERVATION
37158	19201	3000001	6/14/2012	\$1,259.83	555170 9	CENTRAL N CANADIAN RIVER CONSERVATION
37158	19201	3000001	6/14/2012	\$2,035.07	555170 1	CENTRAL N CANADIAN RIVER CONSERVATION
37159	19201	3000001	6/14/2012	\$1,059.28	555170 12	GREER COUNTY CONSERVATION DIST
37159	19201	3000001	6/14/2012	\$2,205.94	555170 1	GREER COUNTY CONSERVATION DIST
37160	19201	3000003	6/15/2012	\$46.00	521120	KNAUF OWEN LISA R
37160	19201	3000003	6/15/2012	\$59.68	521150	KNAUF OWEN LISA R
37202	40000	3000001	6/18/2012	\$139.83	555170 86	KIOWA COUNTY CONSERVATION DIST #76
37202	19201	3000001	6/18/2012	\$153.52	555170 71	KIOWA COUNTY CONSERVATION DIST #76
37202	19201	3000001	6/18/2012	\$2,027.48	555170 1	KIOWA COUNTY CONSERVATION DIST #76
37202	19201	3000001	6/18/2012	\$2,289.44	555170 5	KIOWA COUNTY CONSERVATION DIST #76
37202	19201	3000001	6/18/2012	\$2,917.37	555170 6	KIOWA COUNTY CONSERVATION DIST #76
37203	19201	3000001	6/18/2012	\$111.00	555170 62	LATIMER COUNTY CONSERVATION DISTRICT
37203	19201	3000001	6/18/2012	\$167.00	555170 72	LATIMER COUNTY CONSERVATION DISTRICT
37203	19201	3000001	6/18/2012	\$334.31	555170 30	LATIMER COUNTY CONSERVATION DISTRICT
37203	19201	3000001	6/18/2012	\$350.00	555170 92	LATIMER COUNTY CONSERVATION DISTRICT
37203	19201	3000001	6/18/2012	\$398.21	555170 20	LATIMER COUNTY CONSERVATION DISTRICT
37203	19201	3000001	6/18/2012	\$918.36	555170 37	LATIMER COUNTY CONSERVATION DISTRICT
37203	19201	3000001	6/18/2012	\$1,161.47	555170 9	LATIMER COUNTY CONSERVATION DISTRICT
37204	19201	3000001	6/18/2012	\$1,614.75	555170 94	HUGHES COUNTY CONSERVATION DIST
37205	19201	3000001	6/18/2012	\$37.09	555170 80	CUSTER COUNTY CONSERVATION DISTRICT
37205	19201	3000001	6/18/2012	\$74.24	555170 71	CUSTER COUNTY CONSERVATION DISTRICT
37205	19201	3000001	6/18/2012	\$100.00	555170 63	CUSTER COUNTY CONSERVATION DISTRICT
37205	40000	3000001	6/18/2012	\$139.83	555170 86	CUSTER COUNTY CONSERVATION DISTRICT
37205	19201	3000001	6/18/2012	\$2,181.75	555170 5	CUSTER COUNTY CONSERVATION DISTRICT
37205	19201	3000001	6/18/2012	\$2,346.77	555170 2	CUSTER COUNTY CONSERVATION DISTRICT
37206	19201	3000001	6/18/2012	\$48.48	555170 79	NOWATA COUNTY CONSERVATION DISTRICT
37206	19201	3000001	6/18/2012	\$155.00	555170 72	NOWATA COUNTY CONSERVATION DISTRICT

**OKLAHOMA CONSERVATION COMMISSION  
CLAIMS REGISTER BY PROGRAM  
FOR THE PERIOD OF MAY 21, 2012 THRU JUNE 19, 2012**

Voucher	Fund Class	Department	Date	Amount	Account	Payee
37206	19201	3000001	6/18/2012	\$516.69	555170 71	NOWATA COUNTY CONSERVATION DISTRICT
37206	19201	3000001	6/18/2012	\$1,148.35	555170 12	NOWATA COUNTY CONSERVATION DISTRICT
37206	19201	3000001	6/18/2012	\$2,956.84	555170 5	NOWATA COUNTY CONSERVATION DISTRICT
37215	19201	3000001	6/19/2012	\$60.20	555170 71	NOBLE COUNTY CONSERVATION DISTRICT
37215	19201	3000001	6/19/2012	\$96.18	555170 93	NOBLE COUNTY CONSERVATION DISTRICT
37215	40000	3000001	6/19/2012	\$139.83	555170 86	NOBLE COUNTY CONSERVATION DISTRICT
37215	19201	3000001	6/19/2012	\$1,300.22	555170 9	NOBLE COUNTY CONSERVATION DISTRICT
37215	19201	3000001	6/19/2012	\$2,815.40	555170 2	NOBLE COUNTY CONSERVATION DISTRICT
37216	19201	3000001	6/19/2012	\$60.86	555170 93	LINCOLN COUNTY CONSERVATION DISTRICT
37216	19201	3000001	6/19/2012	\$1,945.18	555170 1	LINCOLN COUNTY CONSERVATION DISTRICT
37216	19201	3000001	6/19/2012	\$2,393.16	555170 5	LINCOLN COUNTY CONSERVATION DISTRICT
37217	19201	3000001	6/19/2012	\$48.03	555170 93	JACKSON COUNTY CONSERVATION DIST
37217	19201	3000001	6/19/2012	\$2,329.79	555170 2	JACKSON COUNTY CONSERVATION DIST
37217	19201	3000001	6/19/2012	\$3,283.56	555170 5	JACKSON COUNTY CONSERVATION DIST
37218	19201	3000001	6/19/2012	\$1,309.02	555170 12	HUGHES COUNTY CONSERVATION DIST
37218	19201	3000001	6/19/2012	\$2,395.12	555170 7	HUGHES COUNTY CONSERVATION DIST
37218	19201	3000001	6/19/2012	\$2,666.92	555170 2	HUGHES COUNTY CONSERVATION DIST
37219	19201	3000001	6/19/2012	\$915.03	555170 94	HARMON COUNTY CONSERVATION DISTRICT
37219	19201	3000001	6/19/2012	\$2,173.18	555170 1	HARMON COUNTY CONSERVATION DISTRICT
37219	19201	3000001	6/19/2012	\$2,479.83	555170 5	HARMON COUNTY CONSERVATION DISTRICT
37220	19201	3000001	6/19/2012	\$40.03	555170 71	GARVIN CONSERVATION DISTRICT
37220	19201	3000001	6/19/2012	\$43.99	555170 20	GARVIN CONSERVATION DISTRICT
37220	40000	3000001	6/19/2012	\$139.83	555170 86	GARVIN CONSERVATION DISTRICT
37220	19201	3000001	6/19/2012	\$304.98	555170 93	GARVIN CONSERVATION DISTRICT
37220	19201	3000001	6/19/2012	\$2,289.53	555170 6	GARVIN CONSERVATION DISTRICT
37220	19201	3000001	6/19/2012	\$2,343.10	555170 2	GARVIN CONSERVATION DISTRICT
37221	19201	3000001	6/19/2012	\$1,791.30	555170 94	SEQUOYAH COUNTY CONSERVATION DISTRICT
37221	19201	3000001	6/19/2012	\$7,254.75	555170 95	SEQUOYAH COUNTY CONSERVATION DISTRICT
37224	40000	3000001	6/19/2012	\$139.83	555170 86	WOODWARD COUNTY CONSERVATION DISTRICT
37224	19201	3000001	6/19/2012	\$5,139.22	555170 12	WOODWARD COUNTY CONSERVATION DISTRICT
37225	19201	3000001	6/19/2012	\$2,681.34	555170 11	WASHITA COUNTY CONSERVATION DISTRICT
37225	19201	3000001	6/19/2012	\$2,962.25	555170 6	WASHITA COUNTY CONSERVATION DISTRICT
37226	19201	3000001	6/19/2012	\$400.00	555170 64	KIAMICHI CONSERVATION DISTRICT
37226	19201	3000001	6/19/2012	\$612.33	555170 46	KIAMICHI CONSERVATION DISTRICT
37226	19201	3000001	6/19/2012	\$630.80	555170 27	KIAMICHI CONSERVATION DISTRICT
37227	19201	3000001	6/19/2012	\$57.39	555170 69	KAY COUNTY CONSERVATION DISTRICT
37227	40000	3000001	6/19/2012	\$139.83	555170 86	KAY COUNTY CONSERVATION DISTRICT
37227	19201	3000001	6/19/2012	\$350.00	555170 92	KAY COUNTY CONSERVATION DISTRICT
37227	19201	3000001	6/19/2012	\$2,419.92	555170 7	KAY COUNTY CONSERVATION DISTRICT
37227	19201	3000001	6/19/2012	\$2,783.71	555170 5	KAY COUNTY CONSERVATION DISTRICT
37227	19201	3000001	6/19/2012	\$2,942.65	555170 2	KAY COUNTY CONSERVATION DISTRICT
37228	19201	3000001	6/19/2012	\$2,021.88	555170 11	UPPER WASHITA CONSERVATION DISTRICT
37228	19201	3000001	6/19/2012	\$3,064.09	555170 5	UPPER WASHITA CONSERVATION DISTRICT
37229	40000	3000001	6/19/2012	\$139.83	555170 86	ADAIR COUNTY CONSERVATION DISTRICT #67
37229	19201	3000001	6/19/2012	\$300.00	555170 92	ADAIR COUNTY CONSERVATION DISTRICT #67
37229	19201	3000001	6/19/2012	\$462.60	555170 26	ADAIR COUNTY CONSERVATION DISTRICT #67
37229	19201	3000001	6/19/2012	\$2,999.84	555170 9	ADAIR COUNTY CONSERVATION DISTRICT #67
37229	19201	3000001	6/19/2012	\$3,113.84	555170 3	ADAIR COUNTY CONSERVATION DISTRICT #67
37230	19201	3000001	6/19/2012	\$45.00	555170	STEPHENS COUNTY CONSERVATION DISTRICT
37230	19201	3000001	6/19/2012	\$167.69	555170	STEPHENS COUNTY CONSERVATION DISTRICT
37230	19201	3000001	6/19/2012	\$2,820.41	555170 2	STEPHENS COUNTY CONSERVATION DISTRICT
37230	19201	3000001	6/19/2012	\$2,827.34	555170 5	STEPHENS COUNTY CONSERVATION DISTRICT
37231	19201	3000001	6/19/2012	\$45.08	555170 20	MARSHALL COUNTY CONSERVATION DISTRICT
37231	19201	3000001	6/19/2012	\$69.08	555170 69	MARSHALL COUNTY CONSERVATION DISTRICT
37231	40000	3000001	6/19/2012	\$139.83	555170 86	MARSHALL COUNTY CONSERVATION DISTRICT

**OKLAHOMA CONSERVATION COMMISSION  
CLAIMS REGISTER BY PROGRAM  
FOR THE PERIOD OF MAY 21, 2012 THRU JUNE 19, 2012**

Voucher	Fund Class	Department	Date	Amount	Account	Payee
37231	19201	3000001	6/19/2012	\$169.07	555170 71	MARSHALL COUNTY CONSERVATION DISTRICT
37231	19201	3000001	6/19/2012	\$182.26	555170 79	MARSHALL COUNTY CONSERVATION DISTRICT
37231	19201	3000001	6/19/2012	\$2,066.38	555170 1	MARSHALL COUNTY CONSERVATION DISTRICT
37231	19201	3000001	6/19/2012	<u>\$2,311.40</u>	555170 9	MARSHALL COUNTY CONSERVATION DISTRICT
<b>\$400,519.36 Field Services</b>						
<b>Conservation Education</b>						
36954	19201	3000004	5/23/2012	\$250.00	555170 99	WOODWARD COUNTY CONSERVATION DISTRICT
37087	19201	3000004	6/8/2012	<u>\$552.08</u>	536190	AUTHORITY ORDER-PCARD
<b>\$802.08 Conservation Education</b>						
<b>District Services</b>						
37029	40000	3000005	6/5/2012	\$21,250.00	555170 99	CREEK COUNTY CONSERVATION DISTRICT
37072	40000	3000005	6/6/2012	\$10,625.00	555170 99	PONTOTOC COUNTY C D
37087	19201	3000005	6/8/2012	\$606.50	522110	AUTHORITY ORDER-PCARD
37087	19201	3000005	6/8/2012	\$26.99	531650	AUTHORITY ORDER-PCARD
37087	19201	3000005	6/8/2012	<u>\$440.00</u>	536140	AUTHORITY ORDER-PCARD
<b>\$32,948.49 District Services</b>						
<b>Abandoned Mine Land Reclamation</b>						
36942	40000	4000005	5/22/2012	\$51,376.00	546210	IRA M GREEN CONSTRUCTION
36943	40000	4000005	5/22/2012	\$17,902.34	545110	LLG CONST INC
36969	40000	4000005	5/23/2012	\$20,641.74	555170 88	SEQUOYAH COUNTY CONSERVATION DISTRICT
36972	40000	4000005	5/23/2012	\$90.81	531130	AT & T MOBILITY NATIONAL ACCOUNT LLC
36992	40000	4000005	5/30/2012	\$570.54	521110	NUTTLE CHARLES E
37026	40000	4000005	6/5/2012	\$771.33	534290	COMDATA
37041	40000	4000005	6/8/2012	\$257.52	521110	WEAVER WILLIAM C
37050	40000	4000005	6/5/2012	\$645.47	521110	NUTTLE CHARLES E
37051	40000	4000005	6/5/2012	\$506.16	521110	SPURLOCK DORSEY E
37054	40000	4000005	6/6/2012	\$29,758.26	555170 88	SEQUOYAH COUNTY CONSERVATION DISTRICT
37062	40000	4000005	6/6/2012	\$5,754.05	555170 72	HASKELL COUNTY CONSERVATION DISTRICT
37065	40000	4000005	6/6/2012	\$105.00	533120	WILLIAMS CHEVROLET
37066	40000	4000005	6/6/2012	\$330.00	531250	DEPARTMENT OF ENVIRONMENTAL QUALITY
37067	40000	4000005	6/6/2012	\$330.00	531250	DEPARTMENT OF ENVIRONMENTAL QUALITY
37087	40000	4000001	6/8/2012	\$86.58	536130	AUTHORITY ORDER-PCARD
37087	40000	4000001	6/8/2012	\$29.50	536140	AUTHORITY ORDER-PCARD
37091	40000	4000005	6/8/2012	\$67.25	533120	GENES AUTOMOTIVE INC
37115	40000	4000005	6/11/2012	\$517.87	531160	DEPARTMENT OF CENTRAL SERVICES
37167	40000	4000005	6/15/2012	<u>\$54.99</u>	555170 88	ROGERS COUNTY CONSERVATION DISTRICT
<b>\$129,795.41 Abandoned Mine Land Reclamation</b>						
<b>Water Quality</b>						
36883	40000	5000001	5/22/2012	\$23.26	531110	FEDEX FREIGHT EAST INC
36924	40000	5000001	5/22/2012	\$450.00	535180	ARC TRAINING AND SAFETY SERVICES
36925	40000	5000001	5/22/2012	\$85.00	541110	DEPARTMENT OF CENTRAL SERVICES
36926	40000	5000001	5/22/2012	\$338.00	515290	NORTHEASTERN STATE UNIVERSITY

**OKLAHOMA CONSERVATION COMMISSION  
CLAIMS REGISTER BY PROGRAM  
FOR THE PERIOD OF MAY 21, 2012 THRU JUNE 19, 2012**

Voucher	Fund Class	Department	Date	Amount	Account	Payee
36927	40000	5000001	5/22/2012	\$6,924.90	545110	OKLAHOMA STATE UNIVERSITY
36930	40000	5000001	5/22/2012	\$30.31	531110	MAIL MART
36931	40000	5000001	5/22/2012	\$100.89	531110	MAIL MART
36932	40000	5000001	5/22/2012	\$22.70	531110	MAIL MART
36933	40000	5000001	5/22/2012	\$26.16	531110	MAIL MART
36934	40000	5000001	5/22/2012	\$30.83	531110	MAIL MART
36935	40000	5000001	5/22/2012	\$24.86	531110	MAIL MART
36936	40000	5000001	5/22/2012	\$22.94	531110	MAIL MART
36937	40000	5000001	5/22/2012	\$69.13	531110	MAIL MART
36938	40000	5000001	5/22/2012	\$71.23	531110	MAIL MART
36939	40000	5000001	5/22/2012	\$22.63	531110	MAIL MART
36940	40000	5000001	5/22/2012	\$83.75	531110	MAIL MART
36941	40000	5000001	5/22/2012	\$21,308.00	515290	DEPARTMENT OF AGRICULTURE FOOD & FORESTRY
36948	40000	5000001	5/23/2012	\$600.00	555170 88	CENTRAL N CANADIAN RIVER CONSERVATION
36949	40000	5000001	5/23/2012	\$300.00	555170 88	BLAINE COUNTY CONSERVATION DISTRICT
36953	40000	5000001	5/23/2012	\$38.70	536140	EUREKA WATER COMPANY
36955	40000	5000001	5/24/2012	\$35.00	541150	DEPARTMENT OF CENTRAL SERVICES
36956	40000	5000001	5/24/2012	\$80.00	541150	DEPARTMENT OF CENTRAL SERVICES
36972	40000	5000001	5/23/2012	\$294.44	531130	AT & T MOBILITY NATIONAL ACCOUNT LLC
36979	40000	5000001	5/25/2012	\$84.00	521120	CARTER NATHAN R
36980	40000	5000001	5/25/2012	\$128.80	532160	SHARP ELECTRONICS CORPORATION
36980	40000	5000001	5/25/2012	\$19.64	533140	SHARP ELECTRONICS CORPORATION
37039	40000	5000001	6/5/2012	\$207.00	521120	RUTELONIS GRAYSON J
37039	40000	5000001	6/5/2012	\$244.86	521150	RUTELONIS GRAYSON J
37040	40000	5000001	6/5/2012	\$196.00	521120	CARTER NATHAN R
37042	40000	5000001	6/5/2012	\$115.00	521120	RUTELONIS GRAYSON J
37042	40000	5000001	6/5/2012	\$176.84	521150	RUTELONIS GRAYSON J
37043	40000	5000001	6/8/2012	\$391.00	521120	LAMB JEANETTE M
37043	40000	5000001	6/8/2012	\$26.56	521140	LAMB JEANETTE M
37043	40000	5000001	6/8/2012	\$505.50	521150	LAMB JEANETTE M
37049	40000	5000001	6/5/2012	\$93.11	521110	ASHBRENER JILL L
37063	40000	5000001	6/6/2012	\$23,200.00	533180	SCENIC RIVERS COMMISSION
37064	40000	5000001	6/6/2012	\$7.53	532160	RICOH USA INC
37064	40000	5000001	6/6/2012	\$110.04	532160	RICOH USA INC
37068	40000	5000001	6/6/2012	\$19.35	536140	EUREKA WATER COMPANY
37069	40000	5000001	6/6/2012	\$600.00	555170 88	DELAWARE CO CONSERVATION DISTRICT
37075	49000	5000001	6/6/2012	\$671,459.55	545110	OKLAHOMA STATE UNIVERSITY
37076	49000	5000001	6/6/2012	\$1,845.00	515450	UNIVERSITY OF OKLAHOMA
37077	49000	5000001	6/6/2012	\$4,258.50	515450	UNIVERSITY OF OKLAHOMA
37078	49000	5000001	6/6/2012	\$928.56	515450	UNIVERSITY OF OKLAHOMA
37079	49000	5000001	6/6/2012	\$4,896.00	515450	UNIVERSITY OF OKLAHOMA
37080	40000	5000001	6/6/2012	\$1,071.09	555170 88	CREEK COUNTY CONSERVATION DISTRICT
37081	40000	5000001	6/6/2012	\$200.00	555170	NORTH CADDO CONSERVATION DISTRICT
37087	40000	5000001	6/8/2012	\$620.20	522110	AUTHORITY ORDER-PCARD
37087	40000	5000001	6/8/2012	\$15.00	522150	AUTHORITY ORDER-PCARD
37087	40000	5000001	6/8/2012	\$1,375.00	531170	AUTHORITY ORDER-PCARD
37087	40000	5000001	6/8/2012	\$875.00	531500	AUTHORITY ORDER-PCARD
37087	40000	5000001	6/8/2012	\$674.18	531650	AUTHORITY ORDER-PCARD
37087	40000	5000001	6/8/2012	\$15.74	533100	AUTHORITY ORDER-PCARD
37087	40000	5000001	6/8/2012	\$53.74	535180	AUTHORITY ORDER-PCARD
37087	40000	5000001	6/8/2012	\$274.27	535180	AUTHORITY ORDER-PCARD
37087	40000	5000001	6/8/2012	\$10.29	536140	AUTHORITY ORDER-PCARD
37087	40000	5000001	6/8/2012	\$71.55	536140	AUTHORITY ORDER-PCARD
37087	40000	5000001	6/8/2012	\$202.60	536140	AUTHORITY ORDER-PCARD
37087	40000	5000001	6/8/2012	\$28.76	537170	AUTHORITY ORDER-PCARD

**OKLAHOMA CONSERVATION COMMISSION  
CLAIMS REGISTER BY PROGRAM  
FOR THE PERIOD OF MAY 21, 2012 THRU JUNE 19, 2012**

Voucher	Fund Class	Department	Date	Amount	Account	Payee
37087	40000	5000001	6/8/2012	\$353.05	537170	AUTHORITY ORDER-PCARD
37087	40000	5000001	6/8/2012	\$318.99	541230	AUTHORITY ORDER-PCARD
37087	40000	5000001	6/8/2012	\$5,402.50	541260	AUTHORITY ORDER-PCARD
37088	40000	5000001	6/8/2012	\$153.00	521120	CARTER NATHAN R
37089	40000	5000001	6/8/2012	\$69.00	521120	RAMMING JASON M
37089	40000	5000001	6/8/2012	\$11.90	521140	RAMMING JASON M
37089	40000	5000001	6/8/2012	\$185.42	521150	RAMMING JASON M
37090	40000	5000001	6/8/2012	\$430.00	522150	NORTH AMERICAN LAKE MANAGEMENT SOCIETY
37121	40000	5000001	6/11/2012	\$1,744.00	515010	DANIEL J GAMINO & ASSOC PC
37161	40000	5000001	6/15/2012	\$207.00	521120	MCNEILL DAKOTA G
37162	40000	5000001	6/15/2012	\$115.00	521120	MCNEILL DAKOTA G
37164	40000	5000001	6/15/2012	\$69.00	521120	MCNEILL DAWSON G
37165	40000	5000001	6/15/2012	\$237.00	521120	CARTER NATHAN R
37166	40000	5000001	6/15/2012	\$115.00	521120	MOORE JR. LEONARD I
37166	40000	5000001	6/15/2012	\$187.32	521150	MOORE JR. LEONARD I
37183	40000	5000001	6/18/2012	\$115.00	521120	THORNBURG KEN BRODIE
37184	40000	5000001	6/18/2012	\$21.78	521140	FRANKE DANIEL
37185	40000	5000001	6/18/2012	\$92.00	521120	CHEADLE CHERYL L
37185	40000	5000001	6/18/2012	\$175.27	521150	CHEADLE CHERYL L
37186	40000	5000001	6/18/2012	\$69.00	521120	CARTER NATHAN R
37186	40000	5000001	6/18/2012	\$15.13	521140	CARTER NATHAN R
37186	40000	5000001	6/18/2012	\$89.84	521150	CARTER NATHAN R
37187	40000	5000001	6/18/2012	\$161.00	521120	RUTELONIS GRAYSON J
37187	40000	5000001	6/18/2012	\$265.26	521150	RUTELONIS GRAYSON J
37188	40000	5000001	6/18/2012	\$19.35	536140	EUREKA WATER COMPANY
37189	40000	5000001	6/18/2012	\$25.42	531110	SISCO TRUE VALUE HARDWARE
37190	40000	5000001	6/18/2012	\$25.98	531110	SISCO TRUE VALUE HARDWARE
37191	40000	5000001	6/18/2012	\$26.47	531110	SISCO TRUE VALUE HARDWARE
37192	40000	5000001	6/18/2012	\$29.03	531110	SISCO TRUE VALUE HARDWARE
37193	40000	5000001	6/18/2012	\$29.03	531110	SISCO TRUE VALUE HARDWARE
37194	40000	5000001	6/18/2012	\$25.98	531110	SISCO TRUE VALUE HARDWARE
37195	40000	5000001	6/18/2012	\$49.57	531110	SISCO TRUE VALUE HARDWARE
37196	40000	5000001	6/18/2012	\$31.94	531110	SISCO TRUE VALUE HARDWARE
37197	40000	5000001	6/18/2012	\$34.19	531110	SISCO TRUE VALUE HARDWARE
37198	40000	5000001	6/18/2012	\$23.78	531110	MAIL MART
37199	40000	5000001	6/18/2012	\$31.32	531110	MAIL MART
37200	40000	5000001	6/18/2012	\$23.78	531110	MAIL MART
37201	40000	5000001	6/18/2012	<u>\$29.17</u>	531110	MAIL MART

**\$756,990.46 Water Quality**

**Cost Share - Locally Led**

36885	25000	5000004	5/21/2012	\$2,000.00	554230 1	SHERD PARKER JR
36886	25000	5000004	5/21/2012	\$1,000.00	554230 21	TONYA AHUNA
36887	25000	5000004	5/21/2012	\$1,250.00	554230 1	RANDY HOWARD
36888	25000	5000004	5/21/2012	\$1,557.55	554230 1	CASTO FAMILY PARTNERS LTD
36889	25000	5000004	5/21/2012	\$2,000.00	554230 28	ROGER CHILES
36890	25000	5000004	5/21/2012	\$1,680.00	554230 1	DON CARNES
36891	25000	5000004	5/21/2012	\$385.95	554230 23	JAMES L ROBERTS
36891	25000	5000004	5/21/2012	\$643.56	554230 22	JAMES L ROBERTS
36891	25000	5000004	5/21/2012	\$970.49	554230 13	JAMES L ROBERTS
36892	25000	5000004	5/21/2012	\$491.63	554230 17	JARVIS REX R
36958	25000	5000004	5/23/2012	\$2,000.00	554230 1	WAYNE MCCLURE

**OKLAHOMA CONSERVATION COMMISSION  
CLAIMS REGISTER BY PROGRAM  
FOR THE PERIOD OF MAY 21, 2012 THRU JUNE 19, 2012**

Voucher	Fund Class	Department	Date	Amount	Account	Payee
36970	25000	5000004	5/23/2012	\$1,000.00	554230 28	CHAD SELLERS
36973	25000	5000004	5/23/2012	\$578.40	554230 26	JOANN MANION
36973	25000	5000004	5/23/2012	\$1,421.60	554230 11	JOANN MANION
36977	25000	5000004	5/24/2012	\$1,500.00	554230 21	WILLIAM E KAVARAGH
36997	25000	5000004	5/30/2012	\$1,000.00	554230 11	RONALD R MCKEEVER
36998	25000	5000004	5/30/2012	\$2,000.00	554230 28	SYBIL DEPUTY
36999	25000	5000004	5/30/2012	\$2,500.00	554230 28	CHARLES N SMITH
37000	25000	5000004	5/30/2012	\$3,000.00	554230 1	RAY KINDRED
37001	25000	5000004	5/30/2012	\$1,501.10	554230 17	RANDALL NEIGHBORS
37002	25000	5000004	5/30/2012	\$1,976.00	554230 21	HOWE RANCH
37006	25000	5000004	6/1/2012	\$1,000.00	554230 1	GEORGE LIPPE
37007	25000	5000004	6/1/2012	\$112.39	554230 26	BOBBY LYNN
37007	25000	5000004	6/1/2012	\$333.19	554230 11	BOBBY LYNN
37008	25000	5000004	6/1/2012	\$27.50	554230 3	PATRICIA F HARDIN
37008	25000	5000004	6/1/2012	\$58.00	554230 26	PATRICIA F HARDIN
37009	25000	5000004	6/1/2012	\$1,500.00	554230 1	GARY L GRAY
37010	25000	5000004	6/1/2012	\$1,000.00	554230 21	TREVA RENEE HERRING
37011	25000	5000004	6/1/2012	\$1,606.23	554230 1	ROGER LENTZ
37012	25000	5000004	6/1/2012	\$1,820.07	554230 1	JEFF LENTZ
37013	25000	5000004	6/1/2012	\$385.69	554230 28	LELAND BRUCE BOEHS
37013	25000	5000004	6/1/2012	\$4,312.37	554230 23	LELAND BRUCE BOEHS
37014	25000	5000004	6/1/2012	\$124.65	554230 26	ROBERT K MCCAIN
37014	25000	5000004	6/1/2012	\$503.34	554230 11	ROBERT K MCCAIN
37015	25000	5000004	6/1/2012	\$220.00	554230 26	DENNIS BYRD
37015	25000	5000004	6/1/2012	\$262.50	554230 11	DENNIS BYRD
37016	25000	5000004	6/1/2012	\$1,974.38	554230 1	JASON SMITH
37025	25000	5000004	6/4/2012	\$4,602.00	554230 21	KEVIN GUESS
37055	25000	5000004	6/6/2012	\$2,284.75	554230 28	ROBERT S BIRD
37056	25000	5000004	6/6/2012	\$2,500.00	554230 21	PARADISE FARMS LLC
37057	25000	5000004	6/6/2012	\$1,331.25	554230 28	KEVIN KINCADE
37058	25000	5000004	6/6/2012	\$3,733.50	554230 21	DON CROSS JR
37059	25000	5000004	6/6/2012	\$1,575.00	554230 21	GARY HOPFER
37107	25000	5000004	6/11/2012	\$825.00	554230 21	MIKE WITT FARMS
37108	25000	5000004	6/11/2012	\$2,000.00	554230 1	LARRY HYTCHE
37109	25000	5000004	6/11/2012	\$1,995.00	554230 21	JIM WOODIE
37110	25000	5000004	6/11/2012	\$359.98	554230 11	GERALD D ELLIS
37110	25000	5000004	6/11/2012	\$400.00	554230 26	GERALD D ELLIS
37110	25000	5000004	6/11/2012	\$1,458.00	554230 1	GERALD D ELLIS
37111	25000	5000004	6/11/2012	\$870.00	554230 11	WALTER BRUCE BIGGER
37112	25000	5000004	6/11/2012	\$1,125.00	554230 21	JOHN H PFEIFFER JR
37113	25000	5000004	6/11/2012	\$93.75	554230 26	3 T CATTLE LLC
37113	25000	5000004	6/11/2012	\$145.40	554230 3	3 T CATTLE LLC
37113	25000	5000004	6/11/2012	\$2,733.75	554230 1	3 T CATTLE LLC
37114	25000	5000004	6/11/2012	\$93.75	554230 26	AMANDA TAYLOR
37114	25000	5000004	6/11/2012	\$145.40	554230 3	AMANDA TAYLOR
37116	25000	5000004	6/11/2012	\$707.50	554230 21	JIM WALKER
37118	25000	5000004	6/11/2012	\$1,500.00	554230 10	LANKISTER BRENT R
37140	25000	5000004	6/13/2012	\$1,135.23	554230 5	JUNE ANN JACKSON
37141	25000	5000004	6/13/2012	\$1,812.50	554230 1	ROY T BEST
37142	25000	5000004	6/13/2012	\$2,000.00	554230 1	FERLAN KENNETH DEAN
37143	25000	5000004	6/13/2012	\$1,000.00	554230 1	DENNIS SHOUP
37144	25000	5000004	6/13/2012	\$2,000.00	554230 1	DAVID L DUNCAN
37145	25000	5000004	6/13/2012	\$1,142.85	554230 21	DANNY K MILLER AND JO LYNNE MILLER
37163	40000	5000004	6/15/2012	\$69.00	521120	RYMER AMBER R
37175	25000	5000004	6/18/2012	\$1,338.98	554230 10	MIKE COCHRAN



**OKLAHOMA CONSERVATION COMMISSION  
CLAIMS REGISTER BY PROGRAM  
FOR THE PERIOD OF MAY 21, 2012 THRU JUNE 19, 2012**

Voucher	Fund Class	Department	Date	Amount	Account	Payee
37176	25000	5000004	6/18/2012	\$1,080.00	554230 21	EMERSON DWIGHT BOWERS
37177	25000	5000004	6/18/2012	\$1,336.65	554230 1	DAVID R FARRAND
37178	25000	5000004	6/18/2012	\$2,500.00	554230 28	ROY J TOOLEY
37179	25000	5000004	6/18/2012	\$783.42	554230 23	ROY C ALLEN
37180	25000	5000004	6/18/2012	\$1,000.00	554230 21	DOUG PARR
37181	25000	5000004	6/18/2012	\$1,000.00	554230 1	RONNIE P WOODARD
37182	25000	5000004	6/18/2012	\$676.97	554230 23	GEARL PYLE
37207	25000	5000004	6/18/2012	\$1,000.00	554230 1	OTIS D DAWES
37208	25000	5000004	6/18/2012	\$2,760.00	554230 9	WARREN L WHITE
37209	25000	5000004	6/18/2012	\$1,743.75	554230 28	NICK KARPIS
37210	25000	5000004	6/18/2012	\$300.00	554230 26	VERLIN D MARROW
37210	25000	5000004	6/18/2012	\$666.38	554230 11	VERLIN D MARROW
37222	25000	5000004	6/19/2012	\$1,250.00	554230 1	SUE ANN KIDD
37223	25000	5000004	6/19/2012	<u>\$1,056.00</u>	554230 1	SANDRA HERRING

**\$103,827.35 Cost Share - Locally Led**

**Cost Share - Priority Watershed**

36923	40000	5000006	5/22/2012	\$739.20	554230 5	CLIFTON WILLIAMS
36959	40000	5000011	5/23/2012	\$2,655.47	554230 1	SCOTT SAVAGE
36959	40000	5000011	5/23/2012	\$4,956.60	554230 1	SCOTT SAVAGE
36960	40000	5000012	5/23/2012	\$1,833.57	554230 26	BILL BERRY
36960	40000	5000012	5/23/2012	\$2,349.27	554230 11	BILL BERRY
36961	40000	5000012	5/23/2012	\$4,065.12	554230 5	LARRY ANDREWS
36962	40000	5000012	5/23/2012	\$1,238.50	554230 1	LARRY ANDREWS
36963	25000	5000009	5/23/2012	\$8,010.00	554230 34	JERRY STEVE HOUSE
36984	40000	5000011	5/25/2012	\$283.82	554230 23	JASON BLACK
36984	40000	5000011	5/25/2012	\$774.42	554230 22	JASON BLACK
36984	40000	5000011	5/25/2012	\$1,230.84	554230 13	JASON BLACK
36985	40000	5000011	5/25/2012	\$1,879.20	554230 5	PAUL OLLAR
36986	40000	5000012	5/25/2012	\$970.25	554230 11	BILLY ELLIOTT
36986	40000	5000012	5/25/2012	\$1,074.80	554230 26	BILLY ELLIOTT
36993	40000	5000011	5/30/2012	\$2,392.00	554230 29	TIMARA ANDERSEN
36994	40000	5000012	5/30/2012	\$772.68	554230 11	TERRY KISSIRE
36994	40000	5000012	5/30/2012	\$1,401.46	554230 1	TERRY KISSIRE
36994	40000	5000012	5/30/2012	\$2,066.40	554230 5	TERRY KISSIRE
36995	25000	5000006	5/30/2012	\$1,732.50	554230 34	CARLILE JOHNNIE L.
36996	40000	5000012	5/30/2012	\$26.47	554230 23	MARY HACKATHORN
36996	40000	5000012	5/30/2012	\$743.12	554230 22	MARY HACKATHORN
36996	40000	5000012	5/30/2012	\$1,252.26	554230 13	MARY HACKATHORN
37073	25000	5000009	6/6/2012	\$2,147.30	554230 39	CARL CHAPMAN
37074	40000	5000011	6/6/2012	\$328.00	554230 13	BELLE WOOTEN
37074	40000	5000011	6/6/2012	\$441.76	554230 21	BELLE WOOTEN
37074	40000	5000011	6/6/2012	\$1,226.01	554230 21	BELLE WOOTEN
37074	40000	5000011	6/6/2012	\$1,705.98	554230 21	BELLE WOOTEN
37092	40000	5000012	6/8/2012	\$662.72	554230 5	JASON KISSIRE
37093	40000	5000012	6/8/2012	\$5,479.92	554230 5	PERRY HESTON
37094	40000	5000012	6/8/2012	\$5,919.20	554230 21	JOY JUSTICE
37095	40000	5000011	6/8/2012	\$64.24	554230 23	GARY UNDERWOOD
37095	40000	5000011	6/8/2012	\$1,190.38	554230 1	GARY UNDERWOOD
37095	40000	5000011	6/8/2012	\$1,230.84	554230 13	GARY UNDERWOOD
37095	40000	5000011	6/8/2012	\$1,534.09	554230 22	GARY UNDERWOOD
37171	40000	5000006	6/15/2012	\$1,958.40	554230 5	KAREN HOBBS

**OKLAHOMA CONSERVATION COMMISSION  
CLAIMS REGISTER BY PROGRAM  
FOR THE PERIOD OF MAY 21, 2012 THRU JUNE 19, 2012**

Voucher	Fund Class	Department	Date	Amount	Account	Payee
37172	40000	5000011	6/15/2012	\$6,518.88	554230 5	SUTHERLAND LUMBER CO
37173	40000	5000006	6/15/2012	\$522.00	554230 34	HUME IVA
37174	40000	5000006	6/15/2012	<u>\$8,710.46</u>	554230 5	CARLILE JOHNNIE L.

**\$82,088.13 Cost Share - Priority Watershed**

**CREP**

36972	25000	5000014	5/23/2012	\$28.87	531130	AT & T MOBILITY NATIONAL ACCOUNT LLC
36981	25000	5000014	5/25/2012	\$128.90	532160	SHARP ELECTRONICS CORPORATION
37087	25000	5000014	6/8/2012	\$310.60	522110	AUTHORITY ORDER-PCARD
37087	25000	5000014	6/8/2012	<u>\$26.99</u>	531650	AUTHORITY ORDER-PCARD

**\$495.36 CREP**

**\$2,694,386.82 Total Claims Paid**

**Cardholder Statement with  
Allocation**

Card One of: 34000 DEPT OF HEALTH (4596) or 58000 DCS (2757) or  
58800 OK OREC (0505), (1780 more)  
Company Name State of Oklahoma  
Post Date Between 2012-05-01 00:00:00 and 2012-05-31 23:59:59  
Report Owner Coffman, Steven  
Report Time 2012-06-20 10:51:51  
Transaction Type One of: Cash advance or Misc Credit or Misc Debit or Purchase

CH Full Name

Card Last 4 Digits

Txn Number	Purchase Date	Post Date	Vendor Name	Total Amount
Alloc Amount		GL Allocation	SW Contract #	Item Description
Gibson, Sheryl 2224				
TXN00173633	05/03/2012	05/03/2012	OKAPP	15.00
15.00		522150-1000-40000-5000001-664600000--- 64500-6459003190-001-001-001		OKAPP - registration
TXN00173636	05/03/2012	05/03/2012	OKAPP	15.00
15.00		522150-1000-19201-1000001-----64500-- 6459003190-002-001-001		OKAPP - registration
TXN00173637	05/03/2012	05/03/2012	OKAPP	15.00
15.00		522150-1000-19201-1000001-----64500-- 6459003190-002-001-001		OKAPP - registration
TXN00178116	05/11/2012	05/14/2012	AGENT FEE 8900574792051	26.99
26.99		531650-1000-25000-5000014-----64500-- 6459003190-015-001-001		AGENT FEE 8900574792051 - levesque
TXN00178117	05/11/2012	05/14/2012	SOUTHWESTAIR5262440157829	310.60
310.60		522110-1000-25000-5000014-----64500-- 6459003190-015-001-001		SOUTHWESTAIR5262440157829 - levesque, 149519, 0228003, 6/26-6/29, awra meeting
TXN00179910	05/16/2012	05/18/2012	AGENT FEE 8900574912364	26.99
26.99		531650-1000-40000-5000001-664600000--- 64500-6459003190-001-001-001		AGENT FEE 8900574912364 - kloxin
TXN00179911	05/16/2012	05/18/2012	AGENT FEE 8900574912366	26.99
26.99		531650-1000-19201-1000001-----64500-- 6459003190-002-001-001		AGENT FEE 8900574912366 - thralls

Coffman, Steven

1 of 6

2012-06-20 10:51:51

Exhibit 2

July 2, 1012

## CH Full Name

Card Last 4 Digits

Txn Number

Purchase Date

Post Date

Vendor Name

Total Amount

Alloc Amount

GL Allocation

SW Contract #

Item Description

TXN00179912	05/16/2012	05/18/2012	AMERICAN AI 0017059080882	620.20	AMERICAN AI 0017059080882 - phillips, 110180, 0228043, 6/18-6/21, natl nps meeting
620.20		522110-1000-40000-5000001-664600000--- 64500--6459003190-001-001-001			
TXN00179913	05/16/2012	05/18/2012	DELTA AIR 0067059080885	606.50	DELTA AIR 0067059080885 - knauf-owen, 104384, 0228046, 9/1-9/7, nasca annual mtg
606.50		522110-1000-19201-3000005---64500-- 6459003190-010-001-001			
TXN00179915	05/16/2012	05/18/2012	AMERICAN AI 0017059080881	620.20	AMERICAN AI 0017059080881 - kloxin
620.20		531650-1000-40000-5000001-664600000--- 64500--6459003190-001-001-001			
TXN00179916	05/16/2012	05/18/2012	AGENT FEE 8900574912368	26.99	AGENT FEE 8900574912368 - knauf-owen
26.99		531650-1000-19201-3000005---64500-- 6459003190-010-001-001			
TXN00179917	05/16/2012	05/18/2012	AGENT FEE 8900574912365	26.99	AGENT FEE 8900574912365 - Phillips
26.99		531650-1000-40000-5000001-664600000--- 64500--6459003190-001-001-001			
TXN00180793	05/18/2012	05/21/2012	SYMANTEC SMB RENEWALS	687.38	SYMANTEC SMB RENEWALS - software maint
687.38		533150-1000-40000-1000002-109020000--- 64500--6459003190-003-001-002			
TXN00182584	05/16/2012	05/25/2012	DELTA AIR 0067059080883	434.90	DELTA AIR 0067059080883 - m. thralls, 105664, sept 1-7, nasca mtg
434.90		522110-1000-19201-1000001---64500-- 6459003190-002-001-001			
TXN00183426	05/26/2012	05/28/2012	WATER MONITORING SOLUT	4,797.00	WATER MONITORING SOLUT - multimeters
4,797.00		541260-1000-40000-5000001-664600000--- 64500--6459003190-001-001-001			
TXN00184128	05/30/2012	05/31/2012	TELEDYNE ISCO INC	605.50	TELEDYNE ISCO INC - actuator
605.50		541260-1000-40000-5000001-664600000--- 64500--6459003190-001-001-001			

CH Full Name

Card Last 4 Digits

Txn Number

Purchase Date

Post Date

Vendor Name

Total Amount

Alloc Amount

GL Allocation

SW Contract #

Item Description

8,862.23

count: 16

8,862.23

count: 16

## CH Full Name

Card Last 4 Digits

CH Full Name	Card Last 4 Digits	Txn Number	Purchase Date	Post Date	Vendor Name	Total Amount
		Alloc Amount		GL Allocation	SW Contract #	Item Description
Mockabee, Kelly	8642					
		TXN00173632	05/01/2012	05/03/2012	Staples Contra00710004	3.80
		3.80		536140-1000-40000-5000001-664600000— 64500-6459003190-001-001-001	022	Staples Contra00710004 - correction tape
		TXN00173634	05/01/2012	05/03/2012	Staples Contra00710004	198.80
		198.80		536140-1000-40000-5000001-664600000— 64500-6459003190-001-001-001	022	Staples Contra00710004 - binders
		TXN00173635	05/01/2012	05/03/2012	Staples Contra00710004	440.00
		440.00		536140-1000-19201-3000005-----64500-- 6459003190-010-001-001	022	Staples Contra00710004 - bider
		TXN00175452	05/07/2012	05/08/2012	COUNTY RECORDS INC.	1,375.00
		1,375.00		531170-1000-40000-5000001-664600000— 64500-6459003190-001-001-001		COUNTY RECORDS INC. - subscription
		TXN00176089	05/07/2012	05/09/2012	Staples Contra00710004	74.00
		74.00		536150-1000-19201-2000001-----64500-- 6459003190-006-001-001		Staples Contra00710004 - ink
		TXN00177200	05/09/2012	05/11/2012	Staples Contra00710004	101.45
		86.58		536130-1000-40000-4000001-152520000— 64500-6459003190-011-001-001		Staples Contra00710004 - hole punch
		TXN00177200	05/09/2012	05/11/2012	Staples Contra00710004	101.45
		14.87		536140-1000-19201-1000001-152520000— 64500-6459003190-002-001-001		Staples Contra00710004 - can air
		TXN00179909	05/16/2012	05/18/2012	Staples Contra00710004	54.36
		54.36		536140-1000-19201-1000001-----64500-- 6459003190-002-001-001		Staples Contra00710004 - Packing tape

CH Full Name

Card Last 4 Digits

Txn Number	Purchase Date	Post Date	Vendor Name	Total Amount
Alloc Amount		GL Allocation	SW Contract #	Item Description
TXN00179914	05/17/2012	05/18/2012	BOBCAT OF OKLAHOMA	297.10
297.10		536190-1000-40000-2000001-109020000--- 64500--6459003190-006-001-001		BOBCAT OF OKLAHOMA - training kit
TXN00180794	05/18/2012	05/21/2012	AMAZON MKTPLACE PMTS	9.97
9.97		533130-1000-40000-2000001-109020000--- 64500--6459003190-006-001-001		AMAZON MKTPLACE PMTS - car charger
TXN00182044	05/22/2012	05/24/2012	Staples Contra00710004	39.79
29.50		536140-1000-40000-4000001-152520000--- 64500--6459003190-011-001-001		Staples Contra00710004 - lables
TXN00182044	05/22/2012	05/24/2012	Staples Contra00710004	39.79
10.29		536140-1000-40000-5000001-664600000--- 64500--6459003190-001-001-001		Staples Contra00710004 - hand wipes
TXN00182586	05/24/2012	05/25/2012	LEATHER CORD USA	71.41
71.41		536190-1000-19201-3000004-----64500-- 6459003190-009-001-001		LEATHER CORD USA - leather lacing
TXN00182587	05/25/2012	05/25/2012	BOLEK'S CRAFT SUPPLYS	101.00
101.00		536190-1000-19201-3000004-----64500-- 6459003190-009-001-001		BOLEK'S CRAFT SUPPLYS - pony beads
TXN00183427	05/24/2012	05/28/2012	ACORN NATURALISTS-INTE	379.67
379.67		536190-1000-19201-3000004-----64500-- 6459003190-009-001-001		ACORN NATURALISTS-INTE - student journals
3,146.35				
count: 15				
3,146.35				
count: 15				

CH Full Name

Card Last 4 Digits

Txn Number

Purchase Date

Post Date

Vendor Name

Total Amount

Alloc Amount

GL Allocation

SW Contract #

Item Description

Tramell, Brooks

0945

TXN00174308

05/03/2012

05/04/2012

TELEDYNE ISCO INC

353.05

353.05

537170-1000-40000-5000001-664600000—  
64500-6459003190-001-001-001

TELEDYNE ISCO INC - vinyl supply line

353.05

count: 1

353.05

count: 1

12,361.63

report count: 32

\_\_\_\_\_  
Authorized Signature

\_\_\_\_\_  
Authorized Signature 2

\_\_\_\_\_  
Print Name

\_\_\_\_\_  
Print Name

\_\_\_\_\_  
Date

\_\_\_\_\_  
Date





State of Oklahoma  
Office of State Finance  
Allotment Budget and Available Cash  
As Of June 20, 2012

6/20/2012  
9:32:17 AM  
Page 1

Business

<u>Unit</u>	<u>Class</u>	<u>Dept</u>	<u>Bud Ref</u>	<u>Allocations</u>	<u>Pre Encumbered</u>	<u>Encumbered</u>	<u>Current Yr Exp</u>	<u>Prior Yr Exp</u>	<u>Allotment Budget</u>	<u>Available Cash</u>
64500										
191										
19101	10	11		2,954,520.00	.00	.00	36,981.70	2,917,538.30	.00	
19101	20	11		590,000.00	.00	.00	51,427.57	538,572.43	.00	
19101	30	11		6,300,914.00	.00	.00	617,570.17	5,683,343.83	.00	
				9,845,434.00			705,979.44	9,139,454.56		
192										1,069,241.91
19201	10	12		2,949,251.00	.00	26,432.27	2,866,402.11	.00	56,416.62	
19201	20	12		590,000.00	.00	7,846.00	447,920.61	.00	134,233.39	
19201	30	12		6,022,433.00	.00	683,355.52	5,178,119.37	.00	160,958.11	
				9,561,684.00		717,633.79	8,492,442.09		351,608.12	
200										5,161.92
20000	20	10		57,500.00	.00	.00	.00	35,366.00	22,134.00	
20000	20	11		25,000.00	.00	.00	.00	17,074.35	7,925.65	
				82,500.00				52,440.35	30,059.65	
205										12,445.82
20500	10	10		50,000.00	.00	.00	.00	1,260.00	48,740.00	
20500	10	11		50,000.00	.00	.00	378.00	339.30	49,282.70	
20500	10	12		30,000.00	.00	324.59	17,899.45	.00	11,775.96	
				130,000.00		324.59	18,277.45	1,599.30	109,798.66	



State of Oklahoma  
Office of State Finance  
Allotment Budget and Available Cash  
As Of June 20, 2012

6/20/2012  
9:32:17 AM  
Page 2

Business

<u>Unit</u>	<u>Class</u>	<u>Dept</u>	<u>Bud Ref</u>	<u>Allocations</u>	<u>Pre Encumbered</u>	<u>Encumbered</u>	<u>Current Yr Exp</u>	<u>Prior Yr Exp</u>	<u>Allotment Budget</u>	<u>Available Cash</u>
64500										
210										6.97
21000	30	10		225,000.00	.00	.00	.00	225,000.00	.00	
21000	50	10		3,000.00	.00	.00	.00	2,901.66	98.34	
				228,000.00				227,901.66	98.34	
215										1,403,554.07
21500	20	10		4,758,089.00	.00	.00	.00	1,429,128.09	3,328,960.91	
21500	20	11		3,051,535.00	.00	.00	399,954.03	1,393,697.31	1,257,883.66	
21500	20	12		1,600,000.00	.00	665,092.78	190,763.14	.00	744,144.08	
				9,409,624.00		665,092.78	590,717.17	2,822,825.40	5,330,988.65	
220										4,453.06
22000	50	12		34,000.00	.00	.00	3,200.19	.00	30,799.81	
				34,000.00			3,200.19		30,799.81	



State of Oklahoma  
Office of State Finance  
Allotment Budget and Available Cash  
As Of June 20, 2012

6/20/2012  
9:32:17 AM  
Page 3

<u>Business Unit</u>	<u>Class</u>	<u>Dept</u>	<u>Bud Ref</u>	<u>Allocations</u>	<u>Pre Encumbered</u>	<u>Encumbered</u>	<u>Current Yr Exp</u>	<u>Prior Yr Exp</u>	<u>Allotment Budget</u>	<u>Available Cash</u>
64500										
	245									367,158.58
	24500	10	10	85,000.00	.00	.00	.00	9,835.21	75,164.79	
	24500	10	11	75,000.00	.00	.00	839.25	7,687.91	66,472.84	
	24500	10	12	60,000.00	.00	154.76	2,975.24	.00	56,870.00	
	24500	30	10	3,000.00	.00	.00	.00	508.00	2,492.00	
	24500	30	11	3,000.00	.00	.00	.00	.00	3,000.00	
	24500	30	12	2,768.00	.00	.00	.00	.00	2,768.00	
	24500	40	10	25,000.00	.00	.00	.00	.00	25,000.00	
	24500	50	10	80,000.00	.00	.00	.00	.00	80,000.00	
	24500	50	11	100,000.00	.00	.00	.00	318.23	99,681.77	
	24500	50	12	52,000.00	.00	972.54	11,066.38	.00	39,961.08	
				485,768.00		1,127.30	14,880.87	18,349.35	451,410.48	



State of Oklahoma  
Office of State Finance  
Allotment Budget and Available Cash  
As Of June 20, 2012

6/20/2012  
9:32:17 AM  
Page 4

<u>Business</u>	<u>Unit</u>	<u>Class</u>	<u>Dept</u>	<u>Bud Ref</u>	<u>Allocations</u>	<u>Pre Encumbered</u>	<u>Encumbered</u>	<u>Current Yr Exp</u>	<u>Prior Yr Exp</u>	<u>Allotment Budget</u>	<u>Available Cash</u>
64500											
	250										2,401,441.27
		25000	20	11	300,000.00	.00	.00	669.99	27,546.99	271,783.02	
		25000	30	10	788,310.00	.00	.00	.00	788,310.00	.00	
		25000	30	11	788,310.00	.00	.00	.00	788,310.00	.00	
		25000	30	12	788,310.00	.00	.00	788,310.00	.00	.00	
		25000	50	10	1,879,391.00	.00	.00	(23,107.59)	1,739,641.92	162,856.67	
		25000	50	11	1,710,000.00	.00	.00	62,901.12	1,326,945.44	320,153.44	
		25000	50	12	2,548,000.00	.00	37,754.79	1,140,910.19	.00	1,369,335.02	
					8,802,321.00		37,754.79	1,969,683.71	4,670,754.35	2,124,128.15	



State of Oklahoma  
Office of State Finance  
Allotment Budget and Available Cash  
As Of June 20, 2012

6/20/2012  
9:32:17 AM  
Page 5

Business

<u>Unit</u>	<u>Class</u>	<u>Dept</u>	<u>Bud Ref</u>	<u>Allocations</u>	<u>Pre Encumbered</u>	<u>Encumbered</u>	<u>Current Yr Exp</u>	<u>Prior Yr Exp</u>	<u>Allotment Budget</u>	<u>Available Cash</u>
64500										
	400									6,031,450.38
	40000	10	10	285,000.00	.00	.00	.00	226,529.84	58,470.16	
	40000	10	11	410,000.00	.00	.00	(16,910.99)	330,810.69	96,100.30	
	40000	10	12	281,000.00	.00	104,993.67	143,797.33	.00	32,209.00	
	40000	20	10	10,275,000.00	.00	.00	413.92	2,977,153.51	7,297,432.57	
	40000	20	11	13,298,709.00	79,560.00	.00	(97,057.05)	2,655,275.98	10,660,930.07	
	40000	20	12	5,575,000.00	.00	2,841,457.79	1,577,962.53	.00	1,155,579.68	
	40000	30	10	1,700,146.00	.00	.00	.00	1,080,722.68	619,423.32	
	40000	30	11	2,416,424.00	.00	.00	57,399.44	1,147,672.75	1,211,351.81	
	40000	30	12	1,718,861.00	.00	43,753.42	1,493,389.06	.00	181,718.52	
	40000	40	10	4,942,100.00	.00	.00	.00	1,430,182.43	3,511,917.57	
	40000	40	11	4,700,000.00	.00	.00	503,625.74	2,631,093.73	1,565,280.53	
	40000	40	12	2,991,000.00	476,923.40	797,612.99	1,365,062.64	.00	351,400.97	
	40000	50	10	8,700,000.00	.00	.00	23,328.05	4,023,036.65	4,653,635.30	
	40000	50	11	6,607,699.00	.00	.00	442,928.15	3,801,365.82	2,363,405.03	
	40000	50	12	7,547,208.00	.00	670,698.07	3,490,790.81	.00	3,385,719.12	
				71,448,147.00	556,483.40	4,458,515.94	8,984,729.63	20,303,844.08	37,144,573.95	



State of Oklahoma  
Office of State Finance  
Allotment Budget and Available Cash  
As Of June 20, 2012

6/20/2012  
9:32:17 AM  
Page 6

<u>Business</u>	<u>Unit</u>	<u>Class</u>	<u>Dept</u>	<u>Bud Ref</u>	<u>Allocations</u>	<u>Pre Encumbered</u>	<u>Encumbered</u>	<u>Current Yr Exp</u>	<u>Prior Yr Exp</u>	<u>Allotment Budget</u>	<u>Available Cash</u>
64500											
		410									
		41000	40	10	32,900.00	.00	.00	.00	26,444.66	6,455.34	
		41000	40	11	25,000.00	.00	.00	.00	23,705.48	1,294.52	
					57,900.00				50,150.14	7,749.86	
		415									3,303,124.48
		41500	20	10	2,700,000.00	.00	.00	.00	191,833.53	2,508,166.47	
		41500	20	11	2,130,000.00	.00	.00	1,683.07	154,152.66	1,974,164.27	
		41500	20	12	1,662,768.00	.00	5,394.80	304,978.61	.00	1,352,394.59	
					6,492,768.00		5,394.80	306,661.68	345,986.19	5,834,725.33	
		424									.69



State of Oklahoma  
Office of State Finance  
Allotment Budget and Available Cash  
As Of June 20, 2012

6/20/2012  
9:32:17 AM  
Page 7

<u>Business Unit</u>	<u>Class</u>	<u>Dept</u>	<u>Bud Ref</u>	<u>Allocations</u>	<u>Pre Encumbered</u>	<u>Encumbered</u>	<u>Current Yr Exp</u>	<u>Prior Yr Exp</u>	<u>Allotment Budget</u>	<u>Available Cash</u>
64500										
	490									27,238.72
	49000	20	10	14,625,000.00	.00	.00	.00	1,903,752.65	12,721,247.35	
	49000	20	11	7,400,000.00	589,665.16	.00	3,276,238.86	1,560,636.51	1,973,459.47	
	49000	20	12	4,300,000.00	.00	1,954,941.95	1,025,121.87	.00	1,319,936.18	
	49000	30	10	100,000.00	.00	.00	.00	95,000.00	5,000.00	
	49000	30	11	60,000.00	.00	.00	.00	.00	60,000.00	
	49000	30	12	43,000.00	.00	.00	42,907.09	.00	92.91	
	49000	50	10	2,000,000.00	.00	.00	.00	332,371.50	1,667,628.50	
	49000	50	11	2,560,000.00	.00	.00	61,755.16	116,646.31	2,381,598.53	
	49000	50	12	3,950,000.00	.00	1,416,540.22	1,555,997.49	.00	977,462.29	
				35,038,000.00	589,665.16	3,371,482.17	5,962,020.47	4,008,406.97	21,106,425.23	
	576									
	57601	30	10	166,760.00	.00	.00	.00	166,760.00	.00	
				166,760.00				166,760.00		
	994									(80.55)
Business Unit Totals				151,782,906.00	1,146,148.56	9,257,326.16	27,048,592.70	41,808,472.35	72,522,366.23	14,625,197.32



State of Oklahoma  
Office of State Finance  
Allotment Budget and Available Cash  
As Of June 20, 2012

6/20/2012  
9:32:17 AM  
Page 8

Business

<u>Unit</u>	<u>Class</u>	<u>Dept</u>	<u>Bud Ref</u>	<u>Allocations</u>	<u>Pre Encumbered</u>	<u>Encumbered</u>	<u>Current Yr Exp</u>	<u>Prior Yr Exp</u>	<u>Allotment Budget</u>	<u>Available Cash</u>
Grand Totals				151,782,906.00	1,146,148.56	9,257,326.16	27,048,592.70	41,808,472.35	72,522,366.23	14,625,197.32



Oklahoma Conservation Commission  
Summary of Bond Program  
as of 6/20/2012

DEPARTMENT CODE	NAME	BOND AMOUNT	TOTAL EXPENITURES	ENDING BALANCE
9909001	Rehabilitation of Dams	8,800,000.00	8,357,171.15	442,828.85
9909003	Repair of Dams	7,100,000.00	5,841,263.76	1,258,736.24
9909004	Kingfisher Flood Protection	4,000,000.00	914,446.51	3,085,553.49
9909002	Sugar Creek FEMA and CREP Support	3,000,000.00	672,026.78	2,327,973.22
9909005	Conservation Cost Share	2,100,000.00	1,306,164.52	793,835.48
	Total	25,000,000.00	17,091,072.72	7,908,927.28

# OCC AGREEMENTS FOR CONSIDERATION

OCC ID	PARTY	NO	PURPOSE	AMENDMENT PURPOSE	BEGIN DATE	END DATE	AMOUNT TO OCC	AMOUNT FROM OCC	FUNDING SOURCE
a	NRCS	68-7335-0-42	to provide NRCS with technical and administrative assistance with vegetative restoration of NRCS flood plain easements in Jefferson, Bryan and Cotton Counties.	Amendment 3 - to define the Award Terms to be included in all active ARRA grants and contracts	9/2/2010	9/30/2013	\$220,682.00		ARRA/NRCS
b	NRCS	68-7335-0-19	inspection services for Upper Clear Boggy 34 Watershed rehabilitation project	Amendment 3 - extends agreement to 9/30/13 and added ARRA Award Terms	7/1/2010	9/30/2013	\$478,200.00		NRCS/ARRA
c	NRCS	68-7335-0-20	inspection services for Upper Clear Boggy 33 Watershed rehabilitation project.	Amendment 2 - extends agreement to 9/30/13 and adds ARRA award terms.	7/1/2010	9/30/2013	\$586,000.00		NRCS/ARRA
d	NRCS	68-7335-9-22	for the Commission to manage the construction contract(s) for three watershed rehabilitation projects: Upper Clear Boggy 33, 34, and 35 in Pontotoc County.	Amendment 4 - extends agreement to 9/30/13 and adds ARRA award terms.	6/12/2009	9/30/2013	\$2,965,384.57	\$988,461.53	ARRA/NRCS
e	Daniel J. Gamino & Associates	OCC18	legal services	Amendment 10 - to renew for FY13	7/1/2007	6/30/2013		\$19,999.99	GR

OCC ID	PARTY	NO	PURPOSE	AMENDMENT PURPOSE	BEGIN DATE	END DATE	AMOUNT TO OCC	AMOUNT FROM OCC	FUNDING SOURCE
f	Payne County CD	OCC84	to provide office space and administrative support for the Tribal Outreach Coordinator	Amendment 6 - to renew for FY13	7/1/2007	6/30/2013		\$3,372.00	Earnings
g	NRCS	68-7335-1-28 (OCC-287)	funding for a Conservation Leadership Program in Oklahoma.	Amendment 1 - extends agreement to 3/1/13 and adds \$2500.	10/1/2011	3/1/2013	\$12,500.00		NRCS
h	NRCS	68-7335-1-09	to assist with delivery of Farm Bill.	Amendment 2 - extends agreement to 6/30/13; adds \$302,400 (Part 1: GA-\$200,000; Part 2: TA-\$102,400 in Cimarron, LeFlore, Dewey, Marshall County CDs)	7/1/2011	6/30/2013	\$1,008,506		NRCS
i	Secretary of Environment, Office of	FY2011 Special Funds (OCC-255)	to further implement efforts in the Eucha/Spavinaw, Illinois River, Honey Creek Watersheds to address NPS-related impairments; added North Canadian River Project	Amendment 2 - increases the special funds by \$665,427 for implementation on the North Canadian River project and extends agreement to 8/31/14	3/13/2011	8/31/2014	\$4,100,000.00		EPA319
j	Cimarron County CD	OCC-37	to assist NRCS with delivery of Farm Bill Programs by allowing district staff to provide technical assistance (Contributions Agreement)		7/1/2012	6/30/2013			NRCS

OCC ID	PARTY	NO	PURPOSE	AMENDMENT PURPOSE	BEGIN DATE	END DATE	AMOUNT TO OCC	AMOUNT FROM OCC	FUNDING SOURCE
k	Dewey County CD	OCC-308	to assist NRCS with delivery of Farm Bill Programs by allowing district staff to provide technical assistance (Contributions Agreement)		7/1/2012	6/30/2013			NRCS
l	LeFlore County CD	OCC-309	to assist NRCS with delivery of Farm Bill Programs by allowing district staff to provide technical assistance (Contributions Agreement)		7/1/2012	6/30/2013			NRCS
m	Marshall County CD	OCC-310	to assist NRCS with delivery of Farm Bill Programs by allowing district staff to provide technical assistance (Contributions Agreement)		7/1/2012	6/30/2013			NRCS
n	Bryan CD	OCC-311	to implement conservation practices to restore vegetation on flood plain easements.		7/2/2012	9/30/2013		\$79,000.00	NRCS/ARRA

OCC ID	PARTY	NO	PURPOSE	AMENDMENT PURPOSE	BEGIN DATE	END DATE	AMOUNT TO OCC	AMOUNT FROM OCC	FUNDING SOURCE
o	Kiowa County and Washita County CDs	OCC-312	establish one work unit area comprised of Kiowa County CD & Washita County CD with two watershed aides assigned to the work unit area to perform o&m on the 187 watershed structures within in the work unit area.		7/1/2012			\$85,000.00	GR

## OUT OF STATE TRAVEL REQUESTS

OCC ID	DATES	SPONSOR	NAME OF MEETING	LOCATION	ATTENDANCE	EST COST	FUNDING SOURCE
a	August 5-8, 2012	National Association of Conservation Districts	South Central Region Meeting	Hot Springs, AR		\$1,000.00	

## REPORT OF OFFICIAL RETURNS

**TO: OKLAHOMA CONSERVATION COMMISSION**

**FROM: DISTRICT ELECTION COMMITTEE**

In compliance with the rules and regulations promulgated by the Oklahoma Conservation Commission, we the undersigned, have been designated as your official representatives to conduct an election for the purpose of electing a District Director, Position Number 2, in the Adair County Conservation District on the 5 day of June, 2012 and transmit herewith our official tabulation of the votes in said election.

Name of Candidate	Total Number of Votes Received
Jack Simmons	50
Kenneth Shodgrass	260
No. polling places <u>3</u>	No. ballots used <u>310</u>
No. ballots unused <u>439</u>	No. votes challenged <u>0</u>
No. ballots mutilated <u>1</u>	

We certify that returns from all polling places as designated in the official notice have been received by us; that we have correctly tabulated said returns and that the above results are true and correct to the best of our knowledge.

Respectfully submitted,

Carolyn Denny, Chairman  
Larry G. Denny  
Loene Bunch

## REPORT OF OFFICIAL RETURNS

**TO: OKLAHOMA CONSERVATION COMMISSION**

**FROM: DISTRICT ELECTION COMMITTEE**

In compliance with the rules and regulations promulgated by the Oklahoma Conservation Commission, we the undersigned, have been designated as your official representatives to conduct an election for the purpose of electing a District Director, Position Number 2, in the Cherokee County Conservation District on the 5 day of June, 2012, and transmit herewith our official tabulation of the votes in said election.

Name of Candidate	Total Number of Votes Received
Billy D Dudley	258
Frances Ford	46
Dale Hutchins	48
No. polling places <u>3</u>	No. ballots used <u>352</u>
No. ballots unused	No. votes challenged <u>0</u>
No. ballots mutilated <u>0</u>	

We certify that returns from all polling places as designated in the official notice have been received by us; that we have correctly tabulated said returns and that the above results are true and correct to the best of our knowledge.

Respectfully submitted,

\_\_\_\_\_

\_\_\_\_\_

\_\_\_\_\_



## REPORT OF OFFICIAL RETURNS

**TO: OKLAHOMA CONSERVATION COMMISSION**

**FROM: DISTRICT ELECTION COMMITTEE**

In compliance with the rules and regulations promulgated by the Oklahoma Conservation Commission, we the undersigned, have been designated as your official representatives to conduct an election for the purpose of electing a District Director, Position Number 2, in the Creek County Conservation District on the 5<sup>th</sup> day of June, 2012, and transmit herewith our official tabulation of the votes in said election.

Name of Candidate	Total Number of Votes Received
Robert E. Webb	122
TRAVIS Wilcher	23
No. polling places <u>3</u>	No. ballots used <u>145</u>
No. ballots unused <u>605</u>	No. votes challenged <u>0</u>
No. ballots mutilated <u>0</u>	

We certify that returns from all polling places as designated in the official notice have been received by us; that we have correctly tabulated said returns and that the above results are true and correct to the best of our knowledge.

Respectfully submitted,

Rebecca Tidwell  
Evelyn Banks  
Brenda L. Coats

# REPORT OF OFFICIAL RETURNS

**TO: OKLAHOMA CONSERVATION COMMISSION**




**FROM: DISTRICT ELECTION COMMITTEE**

In compliance with the rules and regulations promulgated by the Oklahoma Conservation Commission, we the undersigned, have been designated as your official representatives to conduct an election for the purpose of electing a District Director, Position Number #2, in the Garvin Conservation District on the 5 day of June, 2012, and transmit herewith our official tabulation of the votes in said election.

Name of Candidate	Total Number of Votes Received
D. Frank Perry	54
Tom C. Whitaker	24
No. polling places	3
No. ballots unused	678
No. ballots mutilated	0
No. ballots used	78
No. votes challenged	0

We certify that returns from all polling places as designated in the official notice have been received by us; that we have correctly tabulated said returns and that the above results are true and correct to the best of our knowledge.

Respectfully submitted,

**Joint Plans of Operation**  
**Fiscal Year 2013**  
**Recommendations for Approval (revised 6.27.12)**

**Area I**

Beaver County  
Central North Canadian  
Dewey County  
East Woods County  
Harper County  
Texas County  
Woods County  
\*East Canadian County  
\*Garfield County  
\*Woodward County

**Area II**

Cleveland County  
Garvin  
Love County  
McClain County  
Murray County  
Oklahoma County  
Pawnee County  
Seminole County  
\*Noble County

**Area III**

Caney Valley  
Craig County  
Delaware County  
Muskogee County  
Nowata County  
Rogers County  
\*Cherokee County  
\*Ottawa County  
\*Sequoyah County

**Area IV**

Cotton County  
Harmon County  
Kiowa County  
Tillman County  
Washita County  
West Caddo  
\*Custer County  
\*Grady County  
\*Greer County  
\*Jefferson County

**Area V**

Checotah  
Hughes County  
Kiamichi  
Latimer County  
Okfuskee County  
Talihina  
Valiant  
\*McIntosh County  
\*Pittsburg County

\*Added after initial packet was sent.

# FY-2013 CONSERVATION DISTRICT ALLOCATIONS

Assigned District Name	Position Object Code	Allocated Hours	OCC Hourly	Longevity Years	Longevity Amount	FY-2013 Allocation	Total Benefits Package	Total Employee Cost
Adair County	09	2076	\$14.94	21	\$2,000.00	\$35,541.12	\$14,001.01	\$49,542.13
Adair County	03	2076	\$15.74	36	\$3,600.00	<u>\$39,051.37</u>	\$13,985.69	<u>\$53,037.06</u>
			TOTAL ALLOCATED PERSONNEL -			\$74,592.49		\$102,579.19
			OPERATING EXPENSES -			<u>\$3,000.00</u>		<u>\$3,000.00</u>
			TOTAL FY-2013 ALLOCATION -			\$77,592.49		\$105,579.19
Alfalfa County	02	2076	\$12.53	7	\$626.00	<u>\$28,676.11</u>	\$17,164.86	<u>\$45,840.96</u>
			TOTAL ALLOCATED PERSONNEL -			\$28,676.11		\$45,840.96
			OPERATING EXPENSES -			<u>\$3,000.00</u>		<u>\$3,000.00</u>
			TOTAL FY-2013 ALLOCATION -			\$31,676.11		\$48,840.96
Arbuckle	03	2076	\$16.99	33	\$3,200.00	<u>\$41,414.29</u>	\$14,366.52	<u>\$55,780.81</u>
			TOTAL ALLOCATED PERSONNEL -			\$41,414.29		\$55,780.81
			OPERATING EXPENSES -			<u>\$3,000.00</u>		<u>\$3,000.00</u>
			TOTAL FY-2013 ALLOCATION -			\$44,414.29		\$58,780.81
Atoka County	07	2076	\$10.00	4	\$426.00	\$22,806.73	\$19,801.64	\$42,608.37
Atoka County	02	2076	\$12.84	10	\$1,062.00	<u>\$29,838.25</u>	\$20,562.05	<u>\$50,400.30</u>
			TOTAL ALLOCATED PERSONNEL -			\$52,644.98		\$93,008.67
			OPERATING EXPENSES -			<u>\$3,000.00</u>		<u>\$3,000.00</u>
			TOTAL FY-2013 ALLOCATION -			\$55,644.98		\$96,008.67
Beaver County	03	2076	\$13.89	20	\$2,000.00	<u>\$33,194.57</u>	\$13,041.74	<u>\$46,236.31</u>
			TOTAL ALLOCATED PERSONNEL -			\$33,194.57		\$46,236.31
			UNALLOCATED -			\$12,000.00		\$12,000.00
			OPERATING EXPENSES -			<u>\$3,000.00</u>		<u>\$3,000.00</u>
			TOTAL FY-2013 ALLOCATION -			\$48,194.57		\$61,236.31

# FY-2013 CONSERVATION DISTRICT ALLOCATIONS

Assigned District Name	Position Object Code	Allocated Hours	OCC Hourly	Longevity Years	Longevity Amount	<b>FY-2013 Allocation</b>	Total Benefits Package	Total Employee Cost
Blaine County	09	2076	\$11.39	7	\$626.00	\$26,128.42	\$16,712.59	\$42,841.01
Blaine County	01	999	\$10.50	0	\$0.00	<u>\$11,291.95</u>	\$84.92	<u>\$11,376.87</u>
TOTAL ALLOCATED PERSONNEL -						\$36,882.66		\$54,217.88
OPERATING EXPENSES -						<u>\$3,000.00</u>		<u>\$3,000.00</u>
<b>TOTAL FY-2013 ALLOCATION -</b>						<b>\$40,420.37</b>		<b>\$57,217.88</b>
Bryan	01	2076	\$10.50	0	\$0.00	<u>\$23,465.55</u>	\$11,473.71	<u>\$34,939.26</u>
TOTAL ALLOCATED PERSONNEL -						\$23,465.55		\$34,939.26
UNALLOCATED -						\$12,000.00		\$12,000.00
OPERATING EXPENSES -						<u>\$3,000.00</u>		<u>\$3,000.00</u>
<b>TOTAL FY-2013 ALLOCATION -</b>						<b>\$38,465.55</b>		<b>\$49,939.26</b>
Caney Valley	01	2076	\$10.50	2	\$250.00	\$23,734.67	\$11,517.09	\$35,251.76
Caney Valley	05	2076	\$12.19	12	\$1,250.00	<u>\$28,588.01</u>	\$12,766.70	<u>\$41,354.70</u>
TOTAL ALLOCATED PERSONNEL -						\$52,322.68		\$76,606.46
OPERATING EXPENSES -						<u>\$3,000.00</u>		<u>\$3,000.00</u>
<b>TOTAL FY-2013 ALLOCATION -</b>						<b>\$55,322.68</b>		<b>\$79,606.46</b>
Central North Canadian River	01	2076	\$10.50	3	\$250.00	\$23,734.67	\$22,337.25	\$46,071.92
Central North Canadian River	09	1557	\$10.00	5	\$426.00	<u>\$17,219.69</u>	\$13,507.52	<u>\$30,727.21</u>
TOTAL ALLOCATED PERSONNEL -						\$40,954.37		\$76,799.13
OPERATING EXPENSES -						<u>\$3,000.00</u>		<u>\$3,000.00</u>
<b>TOTAL FY-2013 ALLOCATION -</b>						<b>\$43,954.37</b>		<b>\$79,799.13</b>
Checotah	02	1038	\$13.94	29	\$1,400.00	<u>\$17,083.75</u>	\$6,599.28	<u>\$23,683.03</u>
TOTAL ALLOCATED PERSONNEL -						\$17,083.75		\$23,683.03
OPERATING EXPENSES -						<u>\$3,000.00</u>		<u>\$3,000.00</u>
<b>TOTAL FY-2013 ALLOCATION -</b>						<b>\$20,083.75</b>		<b>\$26,683.03</b>

# FY-2013 CONSERVATION DISTRICT ALLOCATIONS

Assigned District Name	Position Object Code	Allocated Hours	OCC Hourly	Longevity Years	Longevity Amount	<b>FY-2013 Allocation</b>	Total Benefits Package	Total Employee Cost
Cherokee County	11	2076	\$11.50	5	\$426.00	<u>\$26,158.95</u>	\$22,727.97	<u>\$48,886.92</u>
					TOTAL ALLOCATED PERSONNEL -	\$26,158.95		\$48,886.92
					OPERATING EXPENSES -	<u>\$3,000.00</u>		<u>\$3,000.00</u>
					<b>TOTAL FY-2013 ALLOCATION -</b>	<b>\$29,158.95</b>		<b>\$51,886.92</b>
Cimarron County	09	2076	\$16.74	12	\$1,250.00	\$38,756.41	\$27,015.55	\$65,771.96
Cimarron County	03	2076	\$14.32	24	\$2,400.00	<u>\$34,586.14</u>	\$21,327.26	<u>\$55,913.40</u>
					TOTAL ALLOCATED PERSONNEL -	\$73,342.55		\$121,685.36
					OPERATING EXPENSES -	<u>\$3,000.00</u>		<u>\$3,000.00</u>
					<b>TOTAL FY-2013 ALLOCATION -</b>	<b>\$76,342.55</b>		<b>\$124,685.36</b>
Cimarron Valley	01	2076	\$11.67	13	\$1,250.00	\$27,425.90	\$20,173.25	\$47,599.15
Cimarron Valley	05	2076	\$15.37	30	\$3,000.00	<u>\$37,578.59</u>	\$14,362.70	<u>\$51,941.29</u>
					TOTAL ALLOCATED PERSONNEL -	\$65,004.50		\$99,540.44
					OPERATING EXPENSES -	<u>\$3,000.00</u>		<u>\$3,000.00</u>
					<b>TOTAL FY-2013 ALLOCATION -</b>	<b>\$68,004.50</b>		<b>\$102,540.44</b>
Cleveland County	02	2076	\$13.66	19	\$1,900.00	<u>\$32,572.91</u>	\$23,761.71	<u>\$56,334.62</u>
					TOTAL ALLOCATED PERSONNEL -	\$32,572.91		\$56,334.62
					OPERATING EXPENSES -	<u>\$3,000.00</u>		<u>\$3,000.00</u>
					<b>TOTAL FY-2013 ALLOCATION -</b>	<b>\$35,572.91</b>		<b>\$59,334.62</b>
Coal County	02	2076	\$11.55	6	\$626.00	\$26,485.99	\$11,960.52	\$38,446.51
Coal County	05	2076	\$11.67	9	\$850.00	<u>\$26,995.30</u>	\$20,545.20	<u>\$47,540.50</u>
					TOTAL ALLOCATED PERSONNEL -	\$53,481.30		\$85,987.01
					OPERATING EXPENSES -	<u>\$3,000.00</u>		<u>\$3,000.00</u>
					<b>TOTAL FY-2013 ALLOCATION -</b>	<b>\$56,481.30</b>		<b>\$88,987.01</b>

# FY-2013 CONSERVATION DISTRICT ALLOCATIONS

Assigned District Name	Position Object Code	Allocated Hours	OCC Hourly	Longevity Years	Longevity Amount	FY-2013 Allocation	Total Benefits Package	Total Employee Cost
Comanche County	01	2076	\$12.19	8	\$850.00	\$28,157.41	\$16,612.42	\$44,769.83
Comanche County	05	2076	\$14.15	18	\$1,900.00	<u>\$33,667.97</u>	\$13,668.49	<u>\$47,336.46</u>
			TOTAL ALLOCATED PERSONNEL -			\$61,825.38		\$92,106.29
			OPERATING EXPENSES -			<u>\$3,000.00</u>		<u>\$3,000.00</u>
			TOTAL FY-2013 ALLOCATION -			\$64,825.38		\$95,106.29
Cotton County	02	2076	\$15.21	22	\$2,200.00	\$36,359.82	\$13,551.89	\$49,911.71
Cotton County	05	2076	\$15.70	25	\$2,400.00	<u>\$37,670.18</u>	\$14,378.96	<u>\$52,049.14</u>
			TOTAL ALLOCATED PERSONNEL -			\$74,030.00		\$101,960.85
			OPERATING EXPENSES -			<u>\$3,000.00</u>		<u>\$3,000.00</u>
			TOTAL FY-2013 ALLOCATION -			\$77,030.00		\$104,960.85
Craig County	07	2076	\$11.40	10	\$1,062.00	\$26,620.12	\$12,417.36	\$39,037.48
Craig County	05	2076	\$15.13	24	\$2,400.00	<u>\$36,396.34</u>	\$13,557.77	<u>\$49,954.11</u>
			TOTAL ALLOCATED PERSONNEL -			\$63,016.46		\$88,991.59
			OPERATING EXPENSES -			<u>\$3,000.00</u>		<u>\$3,000.00</u>
			TOTAL FY-2013 ALLOCATION -			\$66,016.46		\$91,991.59
Creek County	09	2076	\$10.00	5	\$426.00	\$22,806.73	\$24,184.16	\$46,990.89
Creek County	02	2076	\$13.66	19	\$1,900.00	<u>\$32,572.91</u>	\$21,002.79	<u>\$53,575.70</u>
			TOTAL ALLOCATED PERSONNEL -			\$55,379.64		\$100,566.59
			OPERATING EXPENSES -			<u>\$3,000.00</u>		<u>\$3,000.00</u>
			TOTAL FY-2013 ALLOCATION -			\$58,379.64		\$103,566.59
Custer County	05	2076	\$11.50	2	\$250.00	\$25,969.49	\$24,745.62	\$50,715.10
Custer County	02	2076	\$12.61	9	\$850.00	<u>\$29,096.03</u>	\$24,824.94	<u>\$53,920.97</u>
			TOTAL ALLOCATED PERSONNEL -			\$55,065.52		\$104,636.07
			OPERATING EXPENSES -			<u>\$3,000.00</u>		<u>\$3,000.00</u>
			TOTAL FY-2013 ALLOCATION -			\$58,065.52		\$107,636.07

# FY-2013 CONSERVATION DISTRICT ALLOCATIONS

Assigned District Name	Position Object Code	Allocated Hours	OCC Hourly	Longevity Years	Longevity Amount	FY-2013 Allocation	Total Benefits Package	Total Employee Cost
Deer Creek	11	2076	\$11.49	8	\$850.00	\$26,593.04	\$14,736.69	\$41,329.73
Deer Creek	05	2076	\$13.59	27	\$2,600.00	<u>\$33,170.02</u>	\$13,580.09	<u>\$46,750.12</u>
			TOTAL ALLOCATED PERSONNEL -			\$59,763.06		\$88,079.85
			UNALLOCATED -			\$1,500.00		\$1,500.00
			OPERATING EXPENSES -			<u>\$3,000.00</u>		<u>\$3,000.00</u>
			TOTAL FY-2013 ALLOCATION -			\$64,263.06		\$92,579.85
Delaware County	01	2076	\$12.45	14	\$1,500.00	<u>\$29,438.18</u>	\$12,436.33	<u>\$41,874.51</u>
			TOTAL ALLOCATED PERSONNEL -			\$29,438.18		\$41,874.51
			UNALLOCATED -			\$12,000.00		\$12,000.00
			OPERATING EXPENSES -			<u>\$3,000.00</u>		<u>\$3,000.00</u>
			TOTAL FY-2013 ALLOCATION -			\$44,438.18		\$56,874.51
Dewey County	05	2076	\$11.50	5	\$426.00	\$26,158.95	\$23,155.65	\$49,314.60
Dewey County	02	2076	\$12.59	15	\$1,500.00	<u>\$29,751.06</u>	\$12,486.75	<u>\$42,237.81</u>
			TOTAL ALLOCATED PERSONNEL -			\$55,910.01		\$91,552.41
			OPERATING EXPENSES -			<u>\$3,000.00</u>		<u>\$3,000.00</u>
			TOTAL FY-2013 ALLOCATION -			\$58,910.01		\$94,552.41
East Canadian County	01	2076	\$11.50	2	\$250.00	<u>\$25,969.49</u>	\$11,877.27	<u>\$37,846.76</u>
			TOTAL ALLOCATED PERSONNEL -			\$25,969.49		\$37,846.76
			OPERATING EXPENSES -			<u>\$3,000.00</u>		<u>\$3,000.00</u>
			TOTAL FY-2013 ALLOCATION -			\$28,969.49		\$40,846.76
East Woods	01	2076	\$12.50	2	\$250.00	<u>\$28,204.30</u>	\$16,619.98	<u>\$44,824.28</u>
			TOTAL ALLOCATED PERSONNEL -			\$28,204.30		\$44,824.28
			OPERATING EXPENSES -			<u>\$3,000.00</u>		<u>\$3,000.00</u>
			TOTAL FY-2013 ALLOCATION -			\$31,204.30		\$47,824.28



# FY-2013 CONSERVATION DISTRICT ALLOCATIONS

Assigned District Name	Position Object Code	Allocated Hours	OCC Hourly	Longevity Years	Longevity Amount	<b>FY-2013 Allocation</b>	Total Benefits Package	Total Employee Cost
Ellis County	02	2076	\$10.50	2	\$250.00	\$23,734.67	\$15,899.61	\$39,634.28
Ellis County	05	2076	\$10.00	4	\$426.00	<u>\$22,806.73</u>	\$22,560.56	<u>\$45,367.29</u>
					TOTAL ALLOCATED PERSONNEL -	\$46,541.40		\$85,001.57
					OPERATING EXPENSES -	<u>\$3,000.00</u>		<u>\$3,000.00</u>
					<b>TOTAL FY-2013 ALLOCATION -</b>	<b>\$49,541.40</b>		<b>\$88,001.57</b>
Garfield County	01	2076	\$10.50	2	\$250.00	\$23,734.67	\$23,960.85	\$47,695.52
Garfield County	05	2076	\$12.72	10	\$1,062.00	<u>\$29,570.08</u>	\$17,323.55	<u>\$46,893.63</u>
					TOTAL ALLOCATED PERSONNEL -	\$53,304.75		\$94,589.15
					OPERATING EXPENSES -	<u>\$3,000.00</u>		<u>\$3,000.00</u>
					<b>TOTAL FY-2013 ALLOCATION -</b>	<b>\$56,304.75</b>		<b>\$97,589.15</b>
Garvin	11	2076	\$12.33	9	\$850.00	\$28,470.28	\$20,807.04	\$49,277.32
Garvin	02	2076	\$12.61	10	\$1,062.00	<u>\$29,324.25</u>	\$24,861.72	<u>\$54,185.97</u>
					TOTAL ALLOCATED PERSONNEL -	\$57,794.53		\$103,463.29
					OPERATING EXPENSES -	<u>\$3,000.00</u>		<u>\$3,000.00</u>
					<b>TOTAL FY-2013 ALLOCATION -</b>	<b>\$60,794.53</b>		<b>\$106,463.29</b>
Grady County	07	2076	\$12.15	13	\$1,250.00	\$28,498.62	\$25,194.59	\$53,693.20
Grady County	06	2076	\$12.15	15	\$1,500.00	\$28,767.74	\$15,557.52	\$44,325.26
Grady County	03	2076	\$16.31	36	\$3,600.00	<u>\$40,325.22</u>	\$22,252.23	<u>\$62,577.45</u>
					TOTAL ALLOCATED PERSONNEL -	\$97,591.57		\$160,595.91
					OPERATING EXPENSES -	<u>\$3,000.00</u>		<u>\$3,000.00</u>
					<b>TOTAL FY-2013 ALLOCATION -</b>	<b>\$100,591.57</b>		<b>\$163,595.91</b>
Grant County	01	2076	\$10.50	1	\$0.00	\$23,465.55	\$11,473.71	\$34,939.26
Grant County	09	2076	\$10.00	4	\$426.00	<u>\$22,806.73</u>	\$11,740.40	<u>\$34,547.13</u>
					TOTAL ALLOCATED PERSONNEL -	\$46,272.28		\$69,486.39
					OPERATING EXPENSES -	<u>\$3,000.00</u>		<u>\$3,000.00</u>
					<b>TOTAL FY-2013 ALLOCATION -</b>	<b>\$49,272.28</b>		<b>\$72,486.39</b>

# FY-2013 CONSERVATION DISTRICT ALLOCATIONS

Assigned District Name	Position Object Code	Allocated Hours	OCC Hourly	Longevity Years	Longevity Amount	<b>FY-2013 Allocation</b>	Total Benefits Package	Total Employee Cost
Greer County	05	2076	\$12.64	8	\$850.00	<u>\$29,163.07</u>	\$16,774.51	<u>\$45,937.58</u>
			TOTAL ALLOCATED PERSONNEL -			\$29,163.07		\$45,937.58
			UNALLOCATED -			\$12,000.00		\$12,000.00
			OPERATING EXPENSES -			<u>\$3,000.00</u>		<u>\$3,000.00</u>
			<b>TOTAL FY-2013 ALLOCATION -</b>			<b>\$44,163.07</b>		<b>\$60,937.58</b>
Harmon County	01	2076	\$11.67	9	\$850.00	\$26,995.30	\$24,486.37	\$51,481.67
Harmon County	05	2076	\$12.72	11	\$1,062.00	<u>\$29,570.08</u>	\$21,002.27	<u>\$50,572.35</u>
			TOTAL ALLOCATED PERSONNEL -			\$56,565.38		\$102,054.02
			OPERATING EXPENSES -			<u>\$3,000.00</u>		<u>\$3,000.00</u>
			<b>TOTAL FY-2013 ALLOCATION -</b>			<b>\$59,565.38</b>		<b>\$105,054.02</b>
Harper County	02	2076	\$14.52	25	\$2,400.00	<u>\$35,033.10</u>	\$21,399.30	<u>\$56,432.40</u>
			TOTAL ALLOCATED PERSONNEL -			\$35,033.10		\$56,432.40
			UNALLOCATED -			\$12,000.00		\$12,000.00
			OPERATING EXPENSES -			<u>\$3,000.00</u>		<u>\$3,000.00</u>
			<b>TOTAL FY-2013 ALLOCATION -</b>			<b>\$50,033.10</b>		<b>\$71,432.40</b>
Haskell County	07	2076	\$10.00	2	\$250.00	\$22,617.27	\$22,526.93	\$45,144.20
Haskell County	02	2076	\$12.83	9	\$850.00	<u>\$29,587.69</u>	\$12,460.42	<u>\$42,048.11</u>
			TOTAL ALLOCATED PERSONNEL -			\$52,204.95		\$87,192.31
			UNALLOCATED -			\$12,000.00		\$12,000.00
			OPERATING EXPENSES -			<u>\$3,000.00</u>		<u>\$3,000.00</u>
			<b>TOTAL FY-2013 ALLOCATION -</b>			<b>\$67,204.95</b>		<b>\$102,192.31</b>
Hughes County	07	2076	\$12.19	23	\$2,200.00	\$29,610.68	\$21,009.48	\$50,620.16
Hughes County	02	2076	\$13.89	16	\$1,688.00	<u>\$32,858.70</u>	\$17,370.13	<u>\$50,228.83</u>
			TOTAL ALLOCATED PERSONNEL -			\$62,469.38		\$100,848.99
			UNALLOCATED -			\$12,000.00		\$12,000.00
			OPERATING EXPENSES -			<u>\$3,000.00</u>		<u>\$3,000.00</u>
			<b>TOTAL FY-2013 ALLOCATION -</b>			<b>\$77,469.38</b>		<b>\$115,848.99</b>

# FY-2013 CONSERVATION DISTRICT ALLOCATIONS

Assigned District Name	Position Object Code	Allocated Hours	OCC Hourly	Longevity Years	Longevity Amount	FY-2013 Allocation	Total Benefits Package	Total Employee Cost
Jackson County	02	2076	\$12.51	11	\$1,062.00	\$29,100.77	\$4,690.18	\$33,790.95
Jackson County	05	2076	\$17.39	25	\$2,400.00	<u>\$41,447.02</u>	\$25,869.58	<u>\$67,316.60</u>
					TOTAL ALLOCATED PERSONNEL -	\$70,547.78		\$101,107.55
					OPERATING EXPENSES -	<u>\$3,000.00</u>		<u>\$3,000.00</u>
					<b>TOTAL FY-2013 ALLOCATION -</b>	<b>\$73,547.78</b>		<b>\$104,107.55</b>
Jefferson County	07	1903	\$11.39	10	\$1,062.00	\$24,476.56	\$12,036.83	\$36,513.40
Jefferson County	02	2076	\$12.61	10	\$1,062.00	<u>\$29,324.25</u>	\$20,479.20	<u>\$49,803.45</u>
					TOTAL ALLOCATED PERSONNEL -	\$53,800.81		\$86,316.85
					OPERATING EXPENSES -	<u>\$3,000.00</u>		<u>\$3,000.00</u>
					<b>TOTAL FY-2013 ALLOCATION -</b>	<b>\$56,800.81</b>		<b>\$89,316.85</b>
Johnston County	02	2076	\$14.35	24	\$2,400.00	<u>\$34,653.18</u>	\$21,338.07	<u>\$55,991.25</u>
					TOTAL ALLOCATED PERSONNEL -	\$34,653.18		\$55,991.25
					UNALLOCATED -	\$12,000.00		\$12,000.00
					OPERATING EXPENSES -	<u>\$3,000.00</u>		<u>\$3,000.00</u>
					<b>TOTAL FY-2013 ALLOCATION -</b>	<b>\$49,653.18</b>		<b>\$70,991.25</b>
Kay County	07	2076	\$11.67	8	\$850.00	\$26,995.30	\$12,483.96	\$39,479.26
Kay County	05	2076	\$13.77	10	\$1,062.00	\$31,916.63	\$24,177.75	\$56,094.38
Kay County	02	2076	\$15.32	30	\$3,000.00	<u>\$37,466.85</u>	\$13,730.31	<u>\$51,197.16</u>
					TOTAL ALLOCATED PERSONNEL -	\$96,378.79		\$146,770.81
					OPERATING EXPENSES -	<u>\$3,000.00</u>		<u>\$3,000.00</u>
					<b>TOTAL FY-2013 ALLOCATION -</b>	<b>\$99,378.79</b>		<b>\$149,770.81</b>
Kiamichi	01	2076	\$11.03	6	\$626.00	\$25,323.89	\$19,834.46	\$45,158.35
Kiamichi	05	2076	\$14.63	32	\$3,200.00	<u>\$36,140.13</u>	\$14,107.35	<u>\$50,247.48</u>
					TOTAL ALLOCATED PERSONNEL -	\$61,464.02		\$95,405.83
					OPERATING EXPENSES -	<u>\$3,000.00</u>		<u>\$3,000.00</u>
					<b>TOTAL FY-2013 ALLOCATION -</b>	<b>\$64,464.02</b>		<b>\$98,405.83</b>

# FY-2013 CONSERVATION DISTRICT ALLOCATIONS

Assigned District Name	Position Object Code	Allocated Hours	OCC Hourly	Longevity Years	Longevity Amount	<b>FY-2013 Allocation</b>	Total Benefits Package	Total Employee Cost
Kingfisher County	05	2076	\$12.72	11	\$1,062.00	\$29,570.08	\$21,002.27	\$50,572.35
Kingfisher County	02	2076	\$14.37	29	\$2,800.00	<u>\$35,128.48</u>	\$21,414.67	<u>\$56,543.15</u>
TOTAL ALLOCATED PERSONNEL -						\$64,698.55		\$107,115.50
OPERATING EXPENSES -						<u>\$3,000.00</u>		<u>\$3,000.00</u>
<b>TOTAL FY-2013 ALLOCATION -</b>						<b>\$67,698.55</b>		<b>\$110,115.50</b>
Kiowa County	01	2076	\$10.50	2	\$250.00	\$23,734.67	\$11,517.09	\$35,251.76
Kiowa County	05	2076	\$11.50	5	\$426.00	\$26,158.95	\$20,396.73	\$46,555.68
Kiowa County	06	2076	\$15.50	21	\$2,000.00	<u>\$36,792.62</u>	\$25,043.34	<u>\$61,835.95</u>
TOTAL ALLOCATED PERSONNEL -						\$86,686.24		\$143,643.39
OPERATING EXPENSES -						<u>\$3,000.00</u>		<u>\$3,000.00</u>
<b>TOTAL FY-2013 ALLOCATION -</b>						<b>\$89,686.24</b>		<b>\$146,643.39</b>
Konawa	02	2076	\$12.48	15	\$1,500.00	\$29,505.23	\$12,447.13	\$41,952.36
Konawa	07	2076	\$12.50	12	\$1,250.00	<u>\$29,280.80</u>	\$25,333.44	<u>\$54,614.24</u>
TOTAL ALLOCATED PERSONNEL -						\$58,786.03		\$96,566.60
UNALLOCATED -						\$12,000.00		\$12,000.00
OPERATING EXPENSES -						\$3,000.00		<u>\$3,000.00</u>
<b>TOTAL FY-2013 ALLOCATION -</b>						<b>\$73,786.03</b>		<b>\$111,566.60</b>
Latimer County	09	1903	\$11.67	8	\$850.00	<u>\$24,821.95</u>	\$24,541.91	<u>\$49,363.85</u>
TOTAL ALLOCATED PERSONNEL -						\$24,821.95		\$49,363.85
OPERATING EXPENSES -						<u>\$3,000.00</u>		<u>\$3,000.00</u>
<b>TOTAL FY-2013 ALLOCATION -</b>						<b>\$27,821.95</b>		<b>\$52,363.85</b>
LeFlore County	05	2076	\$20.25	12	\$1,250.00	\$46,600.61	\$28,408.05	\$75,008.66
LeFlore County	02	2076	\$12.84	12	\$1,250.00	<u>\$30,040.64</u>	\$24,977.18	<u>\$55,017.82</u>
TOTAL ALLOCATED PERSONNEL -						\$76,641.25		\$130,026.48
UNALLOCATED -						\$12,000.00		\$12,000.00
OPERATING EXPENSES -						<u>\$3,000.00</u>		<u>\$3,000.00</u>
<b>TOTAL FY-2013 ALLOCATION -</b>						<b>\$91,641.25</b>		<b>\$145,026.48</b>

# FY-2013 CONSERVATION DISTRICT ALLOCATIONS

Assigned District Name	Position Object Code	Allocated Hours	OCC Hourly	Longevity Years	Longevity Amount	<b>FY-2013 Allocation</b>	Total Benefits Package	Total Employee Cost
Lincoln County	01	2076	\$10.50	3	\$250.00	\$23,734.67	\$15,899.61	\$39,634.28
Lincoln County	05	2076	\$11.50	4	\$426.00	<u>\$26,158.95</u>	\$24,779.25	<u>\$50,938.20</u>
TOTAL ALLOCATED PERSONNEL -						\$49,893.62		\$90,572.48
OPERATING EXPENSES -						<u>\$3,000.00</u>		<u>\$3,000.00</u>
<b>TOTAL FY-2013 ALLOCATION -</b>						<b>\$52,893.62</b>		<b>\$93,572.48</b>
Little River	11	0	\$0.00	6	\$626.00	\$673.89	\$7,811.39	\$8,485.28
Little River	05	2076	\$17.03	21	\$2,000.00	\$40,211.88	\$22,891.40	\$63,103.29
Little River		1557	\$10.50	0	\$0.00	<u>\$17,599.16</u>	\$138.96	<u>\$17,738.12</u>
TOTAL ALLOCATED PERSONNEL -						\$58,484.93		\$89,326.69
OPERATING EXPENSES -						<u>\$3,000.00</u>		<u>\$3,000.00</u>
<b>TOTAL FY-2013 ALLOCATION -</b>						<b>\$61,484.93</b>		<b>\$92,326.69</b>
Logan County	09	1550	\$12.99	12	\$1,250.00	\$23,020.41	\$11,778.34	\$34,798.75
Logan County	05	2076	\$14.56	30	\$3,000.00	<u>\$35,768.39</u>	\$24,276.73	<u>\$60,045.12</u>
TOTAL ALLOCATED PERSONNEL -						\$58,788.81		\$94,843.87
OPERATING EXPENSES -						<u>\$3,000.00</u>		<u>\$3,000.00</u>
<b>TOTAL FY-2013 ALLOCATION -</b>						<b>\$61,788.81</b>		<b>\$97,843.87</b>
Love County	07	2076	\$11.67	8	\$850.00	\$26,995.30	\$12,483.96	\$39,479.26
Love County	05	2076	\$16.55	48	\$4,800.00	<u>\$42,153.37</u>	\$14,485.64	<u>\$56,639.01</u>
TOTAL ALLOCATED PERSONNEL -						\$69,148.68		\$96,118.27
OPERATING EXPENSES -						<u>\$3,000.00</u>		<u>\$3,000.00</u>
<b>TOTAL FY-2013 ALLOCATION -</b>						<b>\$72,148.68</b>		<b>\$99,118.27</b>
Major County	09	2076	\$14.86	21	\$2,000.00	\$35,362.34	\$26,413.03	\$61,775.37
Major County	02	2076	\$14.48	26	\$2,600.00	<u>\$35,159.01</u>	\$21,419.59	<u>\$56,578.60</u>
TOTAL ALLOCATED PERSONNEL -						\$70,521.34		\$118,353.97
OPERATING EXPENSES -						<u>\$3,000.00</u>		<u>\$3,000.00</u>
<b>TOTAL FY-2013 ALLOCATION -</b>						<b>\$73,521.34</b>		<b>\$121,353.97</b>

# FY-2013 CONSERVATION DISTRICT ALLOCATIONS

Assigned District Name	Position Object Code	Allocated Hours	OCC Hourly	Longevity Years	Longevity Amount	<b>FY-2013 Allocation</b>	Total Benefits Package	Total Employee Cost
Marshall County	01	2076	\$10.50	5	\$426.00	\$23,924.14	\$19,608.86	\$43,533.00
Marshall County	09	2076	\$12.08	12	\$1,250.00	<u>\$28,342.18</u>	\$20,784.30	<u>\$49,126.47</u>
TOTAL ALLOCATED PERSONNEL -						\$52,266.31		\$92,659.47
OPERATING EXPENSES -						<u>\$3,000.00</u>		<u>\$3,000.00</u>
<b>TOTAL FY-2013 ALLOCATION -</b>						<b>\$55,266.31</b>		<b>\$95,659.47</b>
Mayes County	03	2076	\$11.50	3	\$250.00	<u>\$25,969.49</u>	\$24,321.03	<u>\$50,290.52</u>
TOTAL ALLOCATED PERSONNEL -						\$25,969.49		\$50,290.52
OPERATING EXPENSES -						<u>\$3,000.00</u>		<u>\$3,000.00</u>
<b>TOTAL FY-2013 ALLOCATION -</b>						<b>\$28,969.49</b>		<b>\$53,290.52</b>
McClain County	07	1668	\$11.53	19	\$1,900.00	\$22,748.64	\$11,730.09	\$34,478.73
McClain County	02	2076	\$13.89	23	\$2,200.00	<u>\$33,409.87</u>	\$21,137.68	<u>\$54,547.55</u>
TOTAL ALLOCATED PERSONNEL -						\$56,158.51		\$89,026.28
OPERATING EXPENSES -						<u>\$3,000.00</u>		<u>\$3,000.00</u>
<b>TOTAL FY-2013 ALLOCATION -</b>						<b>\$59,158.51</b>		<b>\$92,026.28</b>
McIntosh County	02	1038	\$13.94	29	\$1,400.00	<u>\$17,083.75</u>	\$6,599.28	<u>\$23,683.03</u>
TOTAL ALLOCATED PERSONNEL -						\$17,083.75		\$23,683.03
OPERATING EXPENSES -						<u>\$3,000.00</u>		<u>\$3,000.00</u>
<b>TOTAL FY-2013 ALLOCATION -</b>						<b>\$20,083.75</b>		<b>\$26,683.03</b>
Murray County	11	2076	\$11.35	5	\$426.00	\$25,823.73	\$12,275.98	\$38,099.71
Murray County	02	2076	\$13.74	17	\$1,688.00	<u>\$32,523.48</u>	\$23,753.74	<u>\$56,277.22</u>
TOTAL ALLOCATED PERSONNEL -						\$58,347.20		\$94,376.93
OPERATING EXPENSES -						<u>\$3,000.00</u>		<u>\$3,000.00</u>
<b>TOTAL FY-2013 ALLOCATION -</b>						<b>\$61,347.20</b>		<b>\$97,376.93</b>

# FY-2013 CONSERVATION DISTRICT ALLOCATIONS

Assigned District Name	Position Object Code	Allocated Hours	OCC Hourly	Longevity Years	Longevity Amount	<b>FY-2013 Allocation</b>	Total Benefits Package	Total Employee Cost
Muskogee County	01	2076	\$10.50	5	\$426.00	\$23,924.14	\$19,608.86	\$43,533.00
Muskogee County	09	1903	\$11.39	7	\$626.00	<u>\$24,007.21</u>	\$20,014.75	<u>\$44,021.96</u>
TOTAL ALLOCATED PERSONNEL -						\$47,931.35		\$87,554.96
OPERATING EXPENSES -						<u>\$3,000.00</u>		<u>\$3,000.00</u>
<b>TOTAL FY-2013 ALLOCATION -</b>						<b>\$50,931.35</b>		<b>\$90,554.96</b>
Noble County	09	1400	\$9.50	22	\$2,200.00	\$16,685.75	\$13,412.73	\$30,098.48
Noble County	02	2076	\$13.98	24	\$2,400.00	<u>\$33,826.30</u>	\$13,143.56	<u>\$46,969.86</u>
TOTAL ALLOCATED PERSONNEL -						\$50,512.05		\$77,068.34
OPERATING EXPENSES -						<u>\$3,000.00</u>		<u>\$3,000.00</u>
<b>TOTAL FY-2013 ALLOCATION -</b>						<b>\$53,512.05</b>		<b>\$80,068.34</b>
North Caddo	01	2076	\$10.50	6	\$626.00	<u>\$24,139.44</u>	\$24,026.08	<u>\$48,165.52</u>
TOTAL ALLOCATED PERSONNEL -						\$24,139.44		\$48,165.52
UNALLOCATED -						\$14,000.00		\$14,000.00
OPERATING EXPENSES -						<u>\$3,000.00</u>		<u>\$3,000.00</u>
<b>TOTAL FY-2013 ALLOCATION -</b>						<b>\$41,139.44</b>		<b>\$65,165.52</b>
North Fork of the Red River	01	2076	\$11.03	6	\$626.00	\$25,323.89	\$19,834.46	\$45,158.35
North Fork of the Red River	04	2076	\$12.72	9	\$850.00	<u>\$29,341.86</u>	\$17,283.04	<u>\$46,624.90</u>
TOTAL ALLOCATED PERSONNEL -						\$54,665.75		\$91,783.25
OPERATING EXPENSES -						<u>\$3,000.00</u>		<u>\$3,000.00</u>
<b>TOTAL FY-2013 ALLOCATION -</b>						<b>\$57,665.75</b>		<b>\$94,783.25</b>
Nowata County	05	2076	\$15.48	30	\$3,000.00	<u>\$37,824.42</u>	\$13,787.94	<u>\$51,612.36</u>
TOTAL ALLOCATED PERSONNEL -						\$37,824.42		\$51,612.36
UNALLOCATED -						\$12,000.00		\$12,000.00
OPERATING EXPENSES -						<u>\$3,000.00</u>		<u>\$3,000.00</u>
<b>TOTAL FY-2013 ALLOCATION -</b>						<b>\$52,824.42</b>		<b>\$66,612.36</b>

# FY-2013 CONSERVATION DISTRICT ALLOCATIONS

Assigned District Name	Position Object Code	Allocated Hours	OCC Hourly	Longevity Years	Longevity Amount	<b>FY-2013 Allocation</b>	Total Benefits Package	Total Employee Cost
Okfuskee County	06	2076	\$10.00	4	\$426.00	\$22,806.73	\$11,740.40	\$34,547.13
Okfuskee County	02	2076	\$14.04	28	\$2,800.00	<u>\$34,390.99</u>	\$21,295.81	<u>\$55,686.80</u>
TOTAL ALLOCATED PERSONNEL -						\$57,197.72		\$90,233.93
OPERATING EXPENSES -						<u>\$3,000.00</u>		<u>\$3,000.00</u>
<b>TOTAL FY-2013 ALLOCATION -</b>						<b>\$60,197.72</b>		<b>\$93,233.93</b>
Oklahoma County	02	2076	\$11.55	25	\$2,400.00	<u>\$28,395.70</u>	\$15,027.23	<u>\$43,422.93</u>
TOTAL ALLOCATED PERSONNEL -						\$28,395.70		\$43,422.93
UNALLOCATED -						\$16,000.00		\$16,000.00
OPERATING EXPENSES -						<u>\$3,000.00</u>		<u>\$3,000.00</u>
<b>TOTAL FY-2013 ALLOCATION -</b>						<b>\$47,395.70</b>		<b>\$62,422.93</b>
Okmulgee County	01	2076	\$10.50	5	\$426.00	\$23,924.14	\$23,991.38	\$47,915.52
Okmulgee County	11	2076	\$10.81	8	\$850.00	<u>\$25,073.36</u>	\$12,142.78	<u>\$37,216.14</u>
TOTAL ALLOCATED PERSONNEL -						\$48,997.50		\$85,131.66
UNALLOCATED -						\$10,000.00		\$10,000.00
OPERATING EXPENSES -						<u>\$3,000.00</u>		<u>\$3,000.00</u>
<b>TOTAL FY-2013 ALLOCATION -</b>						<b>\$61,997.50</b>		<b>\$98,131.66</b>
Osage County	05	2076	\$12.44	12	\$1,250.00	\$29,146.71	\$12,865.88	\$42,012.59
Osage County	02	2076	\$14.78	23	\$2,200.00	<u>\$35,398.85</u>	\$13,397.01	<u>\$48,795.86</u>
TOTAL ALLOCATED PERSONNEL -						\$64,545.56		\$90,808.45
OPERATING EXPENSES -						<u>\$3,000.00</u>		<u>\$3,000.00</u>
<b>TOTAL FY-2013 ALLOCATION -</b>						<b>\$67,545.56</b>		<b>\$93,808.45</b>
Ottawa County	02	2076	\$14.11	23	\$2,200.00	<u>\$33,901.53</u>	\$13,155.68	<u>\$47,057.21</u>
TOTAL ALLOCATED PERSONNEL -						\$33,901.53		\$47,057.21
OPERATING EXPENSES -						<u>\$3,000.00</u>		<u>\$3,000.00</u>
<b>TOTAL FY-2013 ALLOCATION -</b>						<b>\$36,901.53</b>		<b>\$50,057.21</b>



# FY-2013 CONSERVATION DISTRICT ALLOCATIONS

Assigned District Name	Position Object Code	Allocated Hours	OCC Hourly	Longevity Years	Longevity Amount	<b>FY-2013 Allocation</b>	Total Benefits Package	Total Employee Cost
Pawnee County	01	2076	\$12.58	17	\$1,688.00	<u>\$29,931.09</u>	\$16,898.29	<u>\$46,829.38</u>
					TOTAL ALLOCATED PERSONNEL -	\$29,931.09		\$46,829.38
					UNALLOCATED -	\$12,000.00		\$12,000.00
					OPERATING EXPENSES -	<u>\$3,000.00</u>		<u>\$3,000.00</u>
					<b>TOTAL FY-2013 ALLOCATION -</b>	<b>\$44,931.09</b>		<b>\$61,829.38</b>
Payne County	01	2076	\$10.50	2	\$250.00	\$23,734.67	\$14,276.01	\$38,010.68
Payne County	05	1660	\$14.29	8	\$850.00	<u>\$26,451.11</u>	\$20,448.59	<u>\$46,899.71</u>
					TOTAL ALLOCATED PERSONNEL -	\$50,185.78		\$84,910.39
					OPERATING EXPENSES -	<u>\$3,000.00</u>		<u>\$3,000.00</u>
					<b>TOTAL FY-2013 ALLOCATION -</b>	<b>\$53,185.78</b>		<b>\$87,910.39</b>
Pittsburg County	01	2076	\$10.50	2	\$250.00	\$23,734.67	\$23,960.85	\$47,695.52
Pittsburg County	09	2076	\$17.50	18	\$1,900.00	<u>\$41,154.60</u>	\$25,817.67	<u>\$66,972.27</u>
					TOTAL ALLOCATED PERSONNEL -	\$64,889.27		\$114,667.79
					UNALLOCATED -	\$7,500.00		\$7,500.00
					OPERATING EXPENSES -	<u>\$3,000.00</u>		<u>\$3,000.00</u>
					<b>TOTAL FY-2013 ALLOCATION -</b>	<b>\$75,389.27</b>		<b>\$125,167.79</b>
Pontotoc County	01	2076	\$10.50	4	\$426.00	\$23,924.14	\$11,547.62	\$35,471.76
Pontotoc County	05	2076	\$11.50	4	\$426.00	<u>\$26,158.95</u>	\$20,396.73	<u>\$46,555.68</u>
					TOTAL ALLOCATED PERSONNEL -	\$50,083.09		\$82,027.44
					OPERATING EXPENSES -	<u>\$3,000.00</u>		<u>\$3,000.00</u>
					<b>TOTAL FY-2013 ALLOCATION -</b>	<b>\$53,083.09</b>		<b>\$85,027.44</b>
Pushmataha	01	2076	\$10.50	2	\$250.00	<u>\$23,734.67</u>	\$15,899.61	<u>\$39,634.28</u>
					TOTAL ALLOCATED PERSONNEL -	\$23,734.67		\$39,634.28
					UNALLOCATED -	\$12,000.00		\$12,000.00
					OPERATING EXPENSES -	<u>\$3,000.00</u>		<u>\$3,000.00</u>
					<b>TOTAL FY-2013 ALLOCATION -</b>	<b>\$38,734.67</b>		<b>\$54,634.28</b>

# FY-2013 CONSERVATION DISTRICT ALLOCATIONS

Assigned District Name	Position Object Code	Allocated Hours	OCC Hourly	Longevity Years	Longevity Amount	<b>FY-2013 Allocation</b>	Total Benefits Package	Total Employee Cost
Rogers County	11	2076	\$20.33	11	\$1,062.00	\$46,577.01	\$28,403.86	\$74,980.87
Rogers County	01	2076	\$14.16	13	\$1,250.00	<u>\$32,990.59</u>	\$21,070.11	<u>\$54,060.70</u>
					TOTAL ALLOCATED PERSONNEL -	\$79,567.60		\$129,041.57
					UNALLOCATED -	\$36,500.00		\$36,500.00
					OPERATING EXPENSES -	<u>\$17,000.00</u>		<u>\$17,000.00</u>
					<b>TOTAL FY-2013 ALLOCATION -</b>	<b>\$133,067.60</b>		<b>\$182,541.57</b>
Seminole County	03	2076	\$14.69	25	\$2,400.00	<u>\$35,413.02</u>	\$21,460.53	<u>\$56,873.55</u>
					TOTAL ALLOCATED PERSONNEL -	\$35,413.02		\$56,873.55
					OPERATING EXPENSES -	<u>\$3,000.00</u>		<u>\$3,000.00</u>
					<b>TOTAL FY-2013 ALLOCATION -</b>	<b>\$38,413.02</b>		<b>\$59,873.55</b>
Sequoyah County	05	2076	\$11.50	0	\$0.00	<u>\$25,700.36</u>	\$12,254.08	<u>\$37,954.44</u>
					TOTAL ALLOCATED PERSONNEL -	\$25,700.36		\$37,954.44
					UNALLOCATED -	\$12,000.00		\$12,000.00
					OPERATING EXPENSES -	<u>\$3,000.00</u>		<u>\$3,000.00</u>
					<b>TOTAL FY-2013 ALLOCATION -</b>	<b>\$40,700.36</b>		<b>\$52,954.44</b>
Shawnee	09	2076	\$10.00	3	\$250.00	\$22,617.27	\$22,526.93	\$45,144.20
Shawnee	11	2076	\$13.82	10	\$1,062.00	<u>\$32,028.37</u>	\$23,673.95	<u>\$55,702.32</u>
					TOTAL ALLOCATED PERSONNEL -	\$54,645.64		\$100,846.52
					OPERATING EXPENSES -	<u>\$3,000.00</u>		<u>\$3,000.00</u>
					<b>TOTAL FY-2013 ALLOCATION -</b>	<b>\$57,645.64</b>		<b>\$103,846.52</b>
South Caddo	05	2076	\$14.00	4	\$426.00	\$31,745.99	\$21,388.54	\$53,134.52
South Caddo	09	1903	\$13.68	26	\$2,600.00	\$30,823.47	\$21,224.77	\$52,048.24
South Caddo	01	999	\$10.50	0	\$0.00	<u>\$11,291.95</u>	\$89.16	<u>\$11,381.11</u>
					TOTAL ALLOCATED PERSONNEL -	\$73,861.40		\$116,563.87
					OPERATING EXPENSES -	<u>\$3,000.00</u>		<u>\$3,000.00</u>
					<b>TOTAL FY-2013 ALLOCATION -</b>	<b>\$76,861.40</b>		<b>\$119,563.87</b>

# FY-2013 CONSERVATION DISTRICT ALLOCATIONS

Assigned District Name	Position Object Code	Allocated Hours	OCC Hourly	Longevity Years	Longevity Amount	FY-2013 Allocation	Total Benefits Package	Total Employee Cost
Stephens County	02	2076	\$13.98	20	\$2,000.00	\$33,395.70	\$13,074.16	\$46,469.86
Stephens County	05	2076	\$14.78	20	\$2,000.00	<u>\$35,183.55</u>	\$26,381.29	<u>\$61,564.85</u>
					TOTAL ALLOCATED PERSONNEL -	\$68,579.25		\$108,034.71
					OPERATING EXPENSES -	<u>\$3,000.00</u>		<u>\$3,000.00</u>
					<b>TOTAL FY-2013 ALLOCATION -</b>	<b>\$71,579.25</b>		<b>\$111,034.71</b>
Talihina	09	2076	\$10.50	6	\$626.00	\$24,139.44	\$20,038.23	\$44,177.66
Talihina	05	2076	\$19.61	26	\$2,600.00	<u>\$46,623.60</u>	\$15,206.11	<u>\$61,829.71</u>
					TOTAL ALLOCATED PERSONNEL -	\$70,763.04		\$106,007.37
					OPERATING EXPENSES -	<u>\$3,000.00</u>		<u>\$3,000.00</u>
					<b>TOTAL FY-2013 ALLOCATION -</b>	<b>\$73,763.04</b>		<b>\$109,007.37</b>
Texas County	01	2076	\$10.50	4	\$426.00	\$23,924.14	\$11,547.62	\$35,471.76
Texas County	09	1500	\$12.00	15	\$1,500.00	<u>\$20,991.75</u>	\$11,418.21	<u>\$32,409.96</u>
					TOTAL ALLOCATED PERSONNEL -	\$44,915.89		\$67,881.72
					OPERATING EXPENSES -	<u>\$3,000.00</u>		<u>\$3,000.00</u>
					<b>TOTAL FY-2013 ALLOCATION -</b>	<b>\$47,915.89</b>		<b>\$70,881.72</b>
Tillman County	02	2076	\$13.00	15	\$1,500.00	<u>\$30,667.33</u>	\$20,695.67	<u>\$51,363.00</u>
					TOTAL ALLOCATED PERSONNEL -	\$30,667.33		\$51,363.00
					UNALLOCATED -	\$12,000.00		\$12,000.00
					OPERATING EXPENSES -	<u>\$3,000.00</u>		<u>\$3,000.00</u>
					<b>TOTAL FY-2013 ALLOCATION -</b>	<b>\$45,667.33</b>		<b>\$66,363.00</b>
Tulsa County	01	2076	\$10.50	3	\$250.00	\$23,734.67	\$11,517.09	\$35,251.76
Tulsa County	11	2076	\$11.00	5	\$426.00	<u>\$25,041.54</u>	\$12,137.13	<u>\$37,178.67</u>
					TOTAL ALLOCATED PERSONNEL -	\$48,776.22		\$72,430.43
					OPERATING EXPENSES -	<u>\$3,000.00</u>		<u>\$3,000.00</u>
					<b>TOTAL FY-2013 ALLOCATION -</b>	<b>\$51,776.22</b>		<b>\$75,430.43</b>

# FY-2013 CONSERVATION DISTRICT ALLOCATIONS

Assigned District Name	Position Object Code	Allocated Hours	OCC Hourly	Longevity Years	Longevity Amount	<b>FY-2013 Allocation</b>	Total Benefits Package	Total Employee Cost
Upper Washita	07	2076	\$10.00	2	\$250.00	\$22,617.27	\$11,706.77	\$34,324.04
Upper Washita	05	2076	\$16.13	31	\$3,000.00	<u>\$39,277.05</u>	\$16,780.98	<u>\$56,058.03</u>
TOTAL ALLOCATED PERSONNEL -						\$61,894.31		\$90,382.07
OPERATING EXPENSES -						<u>\$3,000.00</u>		<u>\$3,000.00</u>
<b>TOTAL FY-2013 ALLOCATION -</b>						<b>\$64,894.31</b>		<b>\$93,382.07</b>
Valliant	02	2076	\$14.31	28	\$2,800.00	\$34,994.39	\$13,331.82	\$48,326.21
Valliant	07	1903	\$13.27	32	\$3,200.00	<u>\$30,629.45</u>	\$13,129.09	<u>\$43,758.54</u>
TOTAL ALLOCATED PERSONNEL -						\$65,623.84		\$92,084.75
OPERATING EXPENSES -						<u>\$3,000.00</u>		<u>\$3,000.00</u>
<b>TOTAL FY-2013 ALLOCATION -</b>						<b>\$68,623.84</b>		<b>\$95,084.75</b>
Wagoner County	03	2076	\$17.59	36	\$3,600.00	<u>\$43,185.78</u>	\$14,652.03	<u>\$57,837.81</u>
TOTAL ALLOCATED PERSONNEL -						\$43,185.78		\$57,837.81
UNALLOCATED -						\$12,000.00		\$12,000.00
OPERATING EXPENSES -						<u>\$3,000.00</u>		<u>\$3,000.00</u>
<b>TOTAL FY-2013 ALLOCATION -</b>						<b>\$58,185.78</b>		<b>\$72,837.81</b>
Washita County	11	2076	\$14.52	16	\$1,688.00	\$34,266.63	\$25,658.29	\$59,924.92
Washita County	06	2076	\$15.50	20	\$2,000.00	\$36,792.62	\$14,223.18	\$51,015.79
Washita County	07	2076	\$10.00	0	\$0.00	<u>\$22,348.14</u>	\$11,659.00	<u>\$34,007.14</u>
TOTAL ALLOCATED PERSONNEL -						\$93,407.39		\$144,947.85
OPERATING EXPENSES -						<u>\$3,000.00</u>		<u>\$3,000.00</u>
<b>TOTAL FY-2013 ALLOCATION -</b>						<b>\$96,407.39</b>		<b>\$147,947.85</b>
West Caddo	05	2076	\$12.72	10	\$1,062.00	\$29,570.08	\$25,384.79	\$54,954.87
West Caddo	02	2076	\$14.52	31	\$3,000.00	<u>\$35,679.00</u>	\$13,442.16	<u>\$49,121.16</u>
TOTAL ALLOCATED PERSONNEL -						\$65,249.08		\$104,076.03
OPERATING EXPENSES -						<u>\$3,000.00</u>		<u>\$3,000.00</u>
<b>TOTAL FY-2013 ALLOCATION -</b>						<b>\$68,249.08</b>		<b>\$107,076.03</b>

# FY-2013 CONSERVATION DISTRICT ALLOCATIONS

Assigned District Name	Position Object Code	Allocated Hours	OCC Hourly	Longevity Years	Longevity Amount	<b>FY-2013 Allocation</b>	Total Benefits Package	Total Employee Cost
Woods County	05	2076	\$10.00	5	\$426.00	<u>\$22,806.73</u>	\$11,740.40	<u>\$34,547.13</u>
						TOTAL ALLOCATED PERSONNEL -	\$22,806.73	\$34,547.13
						OPERATING EXPENSES -	<u>\$3,000.00</u>	<u>\$3,000.00</u>
						<b>TOTAL FY-2013 ALLOCATION -</b>	<b>\$25,806.73</b>	<b>\$37,547.13</b>
Woodward County								
						UNALLOCATED -	\$64,000.00	\$64,000.00
						OPERATING EXPENSES -	<u>\$3,000.00</u>	<u>\$3,000.00</u>
						<b>TOTAL FY-2013 ALLOCATION -</b>	<b>\$67,000.00</b>	<b>\$67,000.00</b>
						<b>TOTAL CONSERVATION DISTRICT ALLOCATIONS -</b>	<b>\$5,011,504.80</b>	<b>\$7,640,007.21</b>

Position Object Code		Gross Salary + Longevity + FICA -	\$4,736,505
		Operating -	\$275,000
		** Employee Benefits -	<u>\$2,628,502</u>
Secretary 1	1		\$7,640,007
Secretary 2	2		
Program Coordinator	3		
District Manager	5	* Director Meeting Expenses -	\$103,000
Watershed Aide	6	* Director Election Expenses -	\$7,770
Engineering Aide	7	* General Liability / Directors Errors and Omissions -	\$106,639
Equipment Manager	9	* Copiers -	<u>\$60,000</u>
Allocated Other	11	TOTAL -	\$7,917,416

\* Conservation District expenses that are paid and / or reimbursed by the Commission outside the conservation district allocation

\*\* Employee benefits include health insurance benefit allowance, employer share of retirement, and workers compensation

## CONSERVATION DISTRICT ALLOCATION SUMMARY

### FY-2010 - FY-2013

---

FY-2010 District Allocations - Actual	\$8,105,427
FY-2011 District Allocations - Actual	\$7,829,479
FY-2012 District Allocations - Actual	\$7,705,364
FY-2013 District Allocations - (Proposed)	<u>\$7,640,007</u>

*three year reduction in district allocations -* **\$465,420**

*District allocations include salary, longevity, FICA and benefits for all district employees and operating funds.*

#### **FY-2013 Increased Costs**

- District Employee Longevity	\$8,162
- Workers Compensation	\$17,021
- Health Insurance Benefit Allowance	<u>\$38,629</u>
	<b>\$63,812</b>

July 02, 2012

## FY-2013 BUDGET WORK PROGRAM - PROPOSED

	Department	General Revenue/13	GR Bond Repay/13	Revolving	Federal	Total
Administration	1000001	\$656,825	\$2,219,426	\$50,000	\$129,000	\$3,055,251
<i>Includes Administration, Financial</i>	1000004			\$15,000	\$10,000	\$25,000
<i>Management &amp; Human</i>	1000005	\$73,000				\$73,000
<i>Resources, Geographic</i>						
<i>Information Systems, Public</i>						
<i>Information</i>						
	Activity Total	\$729,825	\$2,219,426	\$65,000	\$139,000	\$3,153,251

*Administration Notes - Revolving funds include the donation fund and the GIS revolving fund. Federal funds include WQ/AML indirect, Emergency Management, USDA NRCS funds, and federal earnings*

Watershed Operation & Maintenance	2000001	\$590,000			\$543,300	\$1,133,300
<i>Includes Watershed Operation &amp; Maintenance, Watershed New</i>	2000003			\$800,000	\$9,000,000	\$9,800,000
<i>Construction, Watershed</i>	2000004				\$150,000	\$150,000
<i>Rehabilitation, FEMA Sugar Creek</i>	2000005				\$1,000,000	\$1,000,000
<i>Restoration Project</i>	2000006				\$50,000	\$50,000
	2000007				\$500,000	\$500,000
	2000008				\$125,000	\$125,000
	2000010				\$50,000	\$50,000
	2000011				\$50,000	\$50,000
	2000012				\$50,000	\$50,000
	Activity Total	\$590,000	\$0	\$800,000	\$11,518,300	\$12,908,300

*Watershed Operation & Maintenance Notes - Revolving funds include special infrastructure fund. Federal Funds include federal earnings, USDA NRCS funds, ARRA and FEMA funds.*

## FY-2013 BUDGET WORK PROGRAM - PROPOSED

	Department	General Revenue/ 13	GR Bond Repay/ 13	Revolving	Federal	Total
Field Services	3000001	\$5,100,000			\$200,000	\$5,300,000
<i>Includes District Allocations,</i>	3000002	\$579,433		\$788,310	\$1,260,760	\$2,628,503
<i>District Employee Benefits,</i>	3000003	\$150,000			\$50,000	\$200,000
<i>District Administrative Expenses,</i>	3000004	\$18,000		\$3,000	\$75,500	\$96,500
<i>District Services, Conservation Education</i>	3000005	\$175,000			\$460,635	\$635,635
	Activity Total	\$6,022,433	\$0	\$791,310	\$2,046,895	\$8,860,638

*Field Services Notes - Revolving funds include Conservation Infrastructure Revolving fund and donation fund. Federal funds include WQ/ AML indirect, USDA NRCS Contributions Agreement, US Fish and Wildlife, ARRA and federal earnings.*

Abandoned Mine Land Reclamation	4000001				\$225,000	\$225,000
	4000005				\$4,481,557	\$4,481,557
	4000006				\$100,000	\$100,000
	Activity Total	\$0	\$0	\$0	\$4,806,557	\$4,806,557

*Abandoned Mine Land Reclamation Notes - Federal funds include Department of Interior funds*



## FY-2013 BUDGET WORK PROGRAM - PROPOSED

	Department	General Revenue/13	GR Bond Repay/13	Revolving	Federal	Total
Water Quality / Wetlands	5000001	\$500,000		\$50,000	\$4,350,000	\$4,900,000
<i>Includes Water Quality, Wetlands,</i>	5000002				\$325,000	\$325,000
<i>Cost Share Administration, Cost</i>	5000004			\$1,400,000		\$1,400,000
<i>Share Locally Led, Cost Share</i>	5000006			\$160,000	\$240,000	\$400,000
<i>Priority Watershed and CREP</i>	5000009			\$300,000	\$200,000	\$500,000
	5000011			\$200,000	\$192,290	\$392,290
	5000012			\$140,000	\$60,000	\$200,000
	5000013			\$30,000	\$0	\$30,000
	5000014			\$150,000	\$0	\$150,000
Activity Total		\$500,000	\$0	\$2,430,000	\$5,367,290	\$8,297,290

*Water Quality / Wetlands Notes - Revolving funds include the Conservation Infrastructure Revolving fund and donation fund.  
Federal funds include EPA direct, WQ indirect, and Water Board EPA/ARRA funds.*

ISD Data Processing	8800010			\$10,000	\$534,560	\$544,560
<i>Includes all information technology related expenses for all divisions</i>						

Agency Total	\$7,842,258	\$2,219,426	\$4,096,310	\$24,412,602	\$38,570,596
--------------	-------------	-------------	-------------	--------------	--------------

GR Total:    \$10,061,684

<b>DEPARTMENTS</b>			
<b>10</b>	<b>Administration</b>	<b>40</b>	<b>Abandoned Mine Land Reclam</b>
1000001	Administration	4000001	AML Administration
1000004	GIS	4000005	AML Project Costs
1000005	Public Information Services	4000006	AML Emergency Project Costs
<b>20</b>	<b>Watershed Ops and Maintenance</b>	<b>50</b>	<b>Water Quality/Wetlands</b>
2000001	Watershed Ops & Maint Program	5000001	Water Quality Program
2000003	Watershed Rehabilitation	5000002	Wetlands Program
2000004	FEMA PW1059	5000004	Cost Share Locally Led
2000005	FEMA PW1060	5000006	Cost Share Prior WS Ill River
2000006	FEMA PW1234	5000009	Cost Share Prior WS North Canadian
2000007	FEMA PW1266	5000011	Cost Share Prior WS Spavinaw
2000008	FEMA GENERAL	5000012	Cost Share Prior WS Grand/Honey Creek
2000010	FEMA PW1279	5000013	Carbon Sequestration
2000011	FEMA PW1280	5000014	CREP ES/IR
2000012	FEMA PW1281		
		<b>88</b>	<b>ISD Data Processing</b>
<b>30</b>	<b>Field Service</b>	8800010	ISD Data Processing
3000001	Cons Dist Allocation Program		
3000002	Cons Dist Employee Benefits		
3000003	Cons Dist Support		
3000004	Conservation Education		
3000005	Cons Dist Services		

**POLICIES RECOMMENDED BY OCC STAFF TO BE CONTINUED FOR FISCAL YEAR 2013**

1. All employee positions (District and Commission) that become vacant will be reviewed and will require justification before approval to fill the position; shared positions between 2 or more districts will be considered. Future employee allocations will be dependent on the level of legislative appropriations.
2. When an equipment manager position becomes vacant in districts, the position will be transitioned to a non-benefitted position with a cash allocation for part-time help. Increase non-benefitted part-time employment for district positions from 999 hours to 1599 hours.
3. Failure to perform audits and/or submit pre-claim payments (for retirement and insurance) within the established timeframe will result in OCC withholding payment of district claims until compliance is accomplished.
4. In order for a district to be eligible to continue receiving a personnel allocation from OCC; the districts must perform annual performance evaluations on all staff.

**OKLAHOMA CONSERVATION COMMISSION**  
**ADMINISTRATION STAFF - SUMMARY OF ACTIVITIES**  
**July 2, 2012**

**Administration**

- Concluded the District Director elections held on June 5, 2012
- Conducted FY 2013 budget meetings with all division directors to prepare the agency budget work program recommendations to the Commission
- Represented the Commission at the retirement luncheon for Charlie Opitz, South Caddo Conservation District Director
- Worked with OACD and OETA about conducting community outreach and education activities in conjunction with the PBS presentation of The Dust Bowl-a film by Ken Burns.
- Participated in a webinar sponsored by the National Watershed Academy on State Nonpoint Success Stories
- Represented the Commission at the OACDE board meeting.
- Participated in an NRCS meeting on the Field Office of the Future
- Represented the Commission at the retirement dinner for Bill Wilson, Haskell County Conservation District Director
- Worked with NRCS to amend the OCC-NRCS agreement supporting the Conservation Leadership Program

**Information Officer**

- Continued technical management of and updating information on OCC's web page. Created and published the following stories:
  - NACD Auxiliary National and Regional Photo Contests 2011
  - Canton Sixth Graders Perform Dust Bowl Dramatization
  - Banking on streams: Stream-bank restoration project to start Monday in Tahlequah parks
  - Employee of the Year: Dennis Boney
  - Employee of the Quarter: Stacey Day
  - Service Award: Jill Ashbrener, Five Years
  - Little River Conservation District Honors Terry Baker
  - Osage County Conservation District helps Hominy 4-H Club Plant Trees on Main Street
  - SWCS 2012 Annual State Meeting
  - Service Award: Ed Crall, 10 Years
  - Service Award: Monty Ramming, 10 Years
  - National Watershed Coalition Provides Testimony on the Farm Bill
- Produced OCC monthly newsletter and prepared newsletters for OCC web page.
- Attended a meeting of the Oklahoma State Webmanagers Group.
- Completed post production of National Land & Range Judging Contest video for distribution.
- Deposited OCC publications with the Publication Clearinghouse of the Dept. of Libraries in compliance with statutes.
- Monitored Oklahoma City and Tulsa news.
- Coordinated ordering wildflower seed packages with custom-printed packaging for OCC and districts as handouts at fairs, farm shows and other events.
- Continued work on a Social Media/Social Networking Policy for the agency.

- Renewed agreement with Ok.Gov to continue hosting OCC website.
- Met with Ok.Gov and Office of State Finance representatives regarding updating the template of the website and other website-related issues.
- Coordinated preparations for aerial photography of watershed sites in east-central Oklahoma.

### **Tribal Outreach Coordinator**

#### **Coordinated Partnership with the Oklahoma Tribal Conservation Advisory Council (OTCAC) –**

- Currently working with OTCAC on meetings in Durant (June 21) and Enid (August 2).
- Currently working with the Kiowa Tribal Conservation District to get this revitalized and active. There has been a tremendous amount of internal political activity that has derailed this effort. There are still several that want this to become active again.
- Mark Harrison and I will have a booth display Intertribal Environmental Summit in Tulsa on August 7-8.. This event will be attended by tribal representatives from Oklahoma (39 tribes), Texas, Louisiana, and New Mexico.

#### **Oklahoma Prescribed Burn Association (OPBA -Tentative)/Liability Insurance –**

- OPBA is currently working with various partners for some base funding to get this up and running. Several organizations have recently indicated that financial support is coming. The Nature Conservancy, NRCS, and ODWC are expecting to help as soon as they can. This will help in organizing the OPBA and also looks better when applying for grants. OPBA is working with a grant writer on other opportunities.
- OPBA has been awarded funding through USFWS and OCC for required training to get the liability insurance. This training will be developed by John Weir, OSU Extension, and involve online training modules, two day “train the trainer” workshops, and experience in the field. OACD has agreed to help OPBA with the agreement to tie up the funds. Many thanks go to USFWS and Lisa Knauf, OCC, for this assistance.
- On May 3 I met with the OACD Board of Directors to ask for assistance in forming the OPBA. I will continue to work with them to get comfortable with this partnership. OACD will work with OPBA on funding opportunities utilizing their non-profit status.

#### **Oklahoma Prescribed Fire Council (OPFC) –**

- OPFC will have their annual meeting on May 8<sup>th</sup> at the Wichita Mountains Wildlife Refuge.

#### **Oklahoma Invasive Species Council (OKIPC) –**

- The annual meeting has been scheduled for July 10 at ODWC’s facility at Arcadia Lake.

#### **Stamper Project –**

- Shanon Phillips, WQP Director, has put Mr. Stamper in contact with a group that may bring private investors to the project. This is probably the only viable avenue for funding at this point. No additional possible partners have been found.

**OKLAHOMA CONSERVATION COMMISSION  
DISTRICT SERVICES DIVISION  
JUNE MONTHLY SUMMARY**

**Lisa Knauf Owen, Director  
July 2, 2012 Commission Meeting**

**Provided Assistance to the Following Districts**

Alfalfa	Deer Creek	Kay	Nowata
Beaver	Dewey	Kiamichi	Okmulgee
Blaine	E. Canadian	Latimer	Pittsburg
Bryan	E. Woods	LeFlore	Pontotoc
Caney Valley	Ellis	Lincoln	Pushmataha
Cleveland	Garfield	Little River	Sequoyah
Cimarron	Grant	Marshall	S. Caddo
Cimarron Valley	Grady	Murray	Texas
Coal	Harmon	Muskogee	Tulsa
Craig	Hughes	Noble	Woodward
Creek			

**Meetings & Events Attended**

- \*OACDE Executive Board Meeting
- \*Participated in OCC website / social media working group
- \*Conservation District Board Meetings Attended:
  - Blaine County
  - Bryan
  - Sequoyah

**Division Activities**

- \* Participated in "Field Office of the Future" discussion with the Conservation Partnership.
- \* As of June 20 – 99% of districts have notified OCC that personnel performance evaluations have been conducted. Deadline for notice is June 15.
- \* Assisted Pontotoc County and Cimarron Valley with payroll tax questions and issues.
- \* Assisted Blaine County Conservation District with board meeting due to resignation of secretary. Prepared agenda, paid bills, took minutes, prepared reimbursement claim
- \* Reviewed 34 Conservation District Joint Plans of Operation.
- \* Working with OACDE to develop a plan to offer conservation district identification badges.
- \* Attended meeting with Americorp and OACD staff to learn the grant process and determine if partnership is possible with conservation districts.
- \* Participated in numerous budget meetings. Assisted with development of conservation district allocations. Prepared budget for District Services Division.
- \* Completed paperwork in order to draw USFWS funds for prescribed burn associations and no-till drills. Notified Texas and Woodward Counties that they could begin the process of purchasing drills.
- \* Continued work on NRCS Floodplain Easement project in Bryan County.

- \* Attended Sequoyah County Board Meeting; discussed with board upcoming vacancy. Developed vacancy announcement to place in local newspapers and application package for potential applicants. Worked with retiring District Secretary to secure computer files.
- \* Continued providing training to new district secretary in Grant County and Little River CD.
- \* Attended luncheon for retiring South Caddo Conservation District Director, Charlie Opitz.
- \* Was notified that conservation districts that use Quick Books and have their computers connected to the USDA network would no longer be able to use the Quick Books software. Received word that this affects 13 conservation districts. Have been working with these districts to develop solution for the upcoming fiscal year.
- \* Participated in NRCS – State Leadership Team bi-monthly teleconference.
- \* Processed conservation district minutes.
- \* Assisted districts with information regarding district employee promotions, vacancies and upcoming retirements.

**OKLAHOMA CONSERVATION COMMISSION**  
**WATER QUALITY DIVISION**  
**JUNE MONTHLY SUMMARY**  
Shanon Phillips, Director  
July 2, 2012

**Conservation District Meetings**

Staff attended Adair, Blaine, Central North Canadian River, Cherokee, Delaware, South Caddo and East Canadian Conservation District Board meetings.

**Honey Creek Implementation/Demonstration Projects**

**Staff conducted the following activities:**

- 120 conservation plans have been written on 26,375 acres in the watershed
- 51 cooperators are actively participating and 50 have completed implementation
- Conducted 22 site visits this month to inspect completed BMPs, work in progress, or install cooperator signage
- Held 16 consultations by telephone or in-office with producers or interested participants
- Funds spent since last report: \$ 18,324.23
- Total claims paid to date through 6/14: \$ 1,538,818.41
- Cooperators Share: \$ 752,685.18
- Funds obligated to date: \$ 1,911,144.92

**BMP information**

- 2,537 new feet of riparian exclusion fencing was installed for a total of 42,936 feet of riparian exclusion fencing; 396 total acres of riparian exclusion.
- 1,815 linear feet of fencing was installed for a total of 182,317 linear feet.
- 9.9 acres of grass was planted for a total of 177 acres.
- 0 new septic systems were installed for a total of 13 replacement systems in the watershed.
- 1 new pond was constructed for a total of 27 ponds plus 1 clay liner.
- 1 new watering facility was installed for a total of 147 watering facilities.
- 23 feet of pipeline was installed for a total of 53,745 feet of pipeline.
- 1 new well was drilled for a total of 53 wells, with 1 2,000-gallon storage tank installed.
- 0 new winter feeding facilities were constructed, for a total of 22 WFFs.
- 0 new cake out/litter storage facilities were constructed for a total of 2 cake out/litter storage facilities.
- 1 new heavy use area was installed, for a total of 184 heavy use areas.

**North Canadian River Implementation Project**

**Staff conducted the following activities:**

- **123 total Performance Agreements approved by district boards.**
  - One Performance Agreement cancelled (CNCRCDD)
- **Funds**
  - As of June 18, 2012, landowners have installed \$1,472,157.58 in BMPs.



- Of this amount, \$120,190.12 is in landowner contributions. The majority being no-till incentives and riparian area exclusion.
- **Funds obligated to date: \$ 1,951,671.00**
- **BMPs completed:**
  - No-till: 19,065 implemented acres.
  - Grass Planting: 1,033 acres.
  - Septic Systems: 10 septic systems updated.
  - Waterways: 0 waterways completed.
  - Ponds/GSS: 0 new ponds; 0 new GSS; 1 GSS completed.
  - Solar Pumps/Tanks/Wells: 11 wells, 5 solar pumps, 5 tanks, 1 Freeze Proof Tank.
  - Pipelines: 2 Total
  - Cross Fencing: 9,288 L.F. completed.
  - Riparian Area Fencing: 60,177 L.F. installed.
  - Riparian Area Exclusion: 457 acres protected.
- **Activities for the month of June, 2012:**  
06.19.12 - Assisted with the CNCRCD's land judging school and mini-contest.

### **Illinois River Riparian Project**

#### **Staff conducted the following activities:**

(Project Coordinator on maternity leave as of mid-May)

- Conservation planning in the Illinois River watershed
- Reviewed progress and prepared claims on Illinois River BMPs, including taking GPS readings and photos of BMPs.
- 225 Total applicants, 170 approved to date, 94 completed, 52 currently active, 24 cancelled; 82 Conservation Plans written to date

#### **BMP Information, added this month**

- 123.9 new acres enrolled in Use Exclusion for riparian areas, 1539.6 total
- 5 new Septic system replacement this month, 79 total replaced
- 4798 L ft of riparian fence added, 77,663 L ft of riparian fence total (~14.7 miles)
- 3246 L ft of cross fence added, 59,463 L ft of cross fence total
- 2638 cu yds of heavy use area total on 74 areas
- 10 wells total
- 1 solar pump, storage tank & well total
- 6 ponds total
- 0 DIFT of pipeline PVC added, 31,928 L ft of pipeline PVC total
- 4 Off-site watering facilities added, 64 off-site watering facilities total
- 10 total animal feeding/waste storage facilities
- Funds spent during March and April 2012: \$ 102,231
- Total claims paid to date through 4/17/12: \$1,322,571
- Cooperators Share: \$ 588,734
- Funds obligated to date: \$2,460,675

## **Spavinaw Creek Watershed Implementation**

### **Staff conducted the following activities:**

- 88 cooperators are actively participating
- 1 contracts were written this month
- Conducted 7 site visits this month to inspect completed BMPs
- Held 1 consultations with producers or interested participants
- Funds spent during May 21, 2012- June 18, 2012: \$ 37,560.75
- Total claims paid to date through June 18, 2012: \$1,600,080.59
- Cooperators Share: \$1,102,481.91
- Total Funds Paid: \$2,702,562.50
- Funds obligated to date: \$2,432,675.50

### **BMPs completed in the watershed this past month:**

- Added 5912 new linear feet of fencing for a total of 224,288
- Added 0 linear feet of riparian fencing this month, for a total of 40,432 linear feet
- Installed 0 new septic system this month, for a total of 26 septic systems replaced
- Constructed 2 new ponds this month, for a total of 32 ponds constructed
- Installed 1 new watering facilities this month, for a total of 98 watering facilities
- Installed 225 feet of pipeline this month, for a total of 41,318 feet of pipeline
- Drilled 1 new water wells this month, for a total of 31 water wells completed
- Constructed 0 new winter feeding facilities this month, for a total of 24 winter feeding facilities.
- A total of 444.9 acres of grass planting have been completed in the watershed.
- Installed 1 heavy use areas using concrete, gravel and geotextile this month, for a total of 131 heavy use areas

### **Activities:**

- Lake Eucha Watershed Settlement meeting with Poultry Partners, Inc. 6/7

## **Conservation Reserve Enhancement Program**

### **Staff conducted the following activities in June 2012:**

- Applications and Acreage
- Applications and Acreage
- 133 applications have been taken for CREP
  - One hundred-thirty site visits have occurred
  - Two landowners opted out prior to visit
  - Forty-six landowners opted out after initial visit
  - Nine have not qualified for various reasons
  - Twelve have been georeferenced and are ready for contracts
  - *Fifty-nine contracts have been approved and signed*
    - Acreage on four contracts has been withdrawn from program leaving fifty-four viable contracts
  - Total Acreage:
    - Considered = 2,484.8 acres
    - Declined or Ineligible = 1,616 acres
    - Contracted = 646.5 acres (Goal = 9,000 acres)

- Pending = 222 acres

	Contracted or Paid Out	Remaining Funds
FSA	\$ 1,084,252.87	\$ 19,015,747.13
State	\$ 2,183.02	
Landowner	\$ 125,387.63	N/A
Total	\$ 1,211,823.52	

- **BMP Information**

- Total linear feet of riparian fencing installed is 57,776
  - Contracted, but not yet installed = 26,625 linear feet
- Total bare-root seedlings planted to date is 82,803
  - Contracted, but not yet installed = 45,878
- One pond has been installed, one is scheduled for installation
- Three water wells have been installed, three more are scheduled for installation
- Four watering facilities have been installed. Six more are contracted for installation
- One heavy use area has been installed
- 865 feet of pipeline has been installed and an additional 6,100 feet are scheduled for installation
- Over \$193,991.00 has been paid out in cost share on best management practices for CREP!

- **Activities**

- Attended HRDS Supervisor Training, "Effective Time Management", Tulsa (6/6)
- Worked on archeological & endangered species clearance for Streambank Restoration project
- Media outreach for Streambank Stabilization
- Attended NRCS Safety Meeting, Claremore (6/7)
- Attended Oklahoma Scenic Rivers Commission Meeting, Tahlequah (6/19)
- Attended Streambank Stabilization Inspection Workshop, Tahlequah (6/21)
- Landowner visits and practice certifications

### Caddo County Special Projects

Executive summary: Attended 1 Conservation District Board Meeting

Working on land rights for PW 1266.

Attended the Streambank Restoration workshop

Attended the Oklahoma Cattlemen's Association ranch tour

Currently working on PW 1266 land rights and CCPI (Cooperative Conservation Partnership Initiative) 2012 contracts.

PW 1059 progress:

- Contractor has completed sprigging.
- Waiting for vegetation to cover.

PW 1060 progress:

- DCS has issued a Notice to Proceed to Silver Spur Const. of Haskell.

PW 1266 progress:

- The Real Property Work Map has been forwarded to DCS.
- Individual easements are ready for the private owners in this section.

- a. Conducted a meeting of the project engineer with 3 landowners with questions about the engineering on June 13, 2012, also present was OCC General Counsel, Janet Stewart
  - Consent forms and letters have been mailed to the BIA Trust beneficiaries.
  - Chris has been working to phone heirs that have not signed yet.
    - a. We are dealing with one or two groups of heirs that include a person strongly resistant to this or any project.
  - NRCS has a draft contract package ready for this reach.
- PW 1280 progress:
- Waiting for the Real Property Work Map to be approved by the NRCS state office.
  - NRCS has a draft contract package ready for this reach.
  - Will double-check and confirm that all the easements needed are in place.

### **Technical Writing & Records Management**

#### **Staff conducted the following activities:**

- Worked on various reports and written outputs in fulfillment of Workplan deliverables
- Fulfilled multiple information requests
- Entered sampling information
- Participated in planning meeting for National NPS Conference
- Meter calibration / QA day for WQ field staff
- Participated in conference call on NPS success stories
- Attended meeting at DEQ about new WQ data assessment program

### **Carbon Program**

#### **Staff conducted the following activities:**

- Worked with Dewey CCD, Woodward CCD, and Deer Creek CD to begin accepting rangeland grazing plan worksheets from producers
- Worked with OK Forestry Services in Enid and LeFlore County on forest management plans and verification of forest contracts
- Coordinated with OK NRCS to plan a fall rangeland verification training for districts and producers
- Met with the OCC PIO to plan the website redesign
- Met with the OCC Website Advisory Committee about the website redesign
- Met with Ok.gov, OSF, and the OCC GIS/IT Division about the OCC website redesign
- Attended a planning meeting with WQ staff about the OCC N. Canadian River Watershed Special Project
- Attended an EPA webinar on Success Stories, which featured Shanon Phillips as a presenter
- Made a webinar presentation to the group "North America 2050," and was invited to join the group
- Attended a WQ planning meeting for the OACD Conservation Leadership Class training
- Worked with national Soil and Water Conservation Society to get the OK-SWCS March 2012 workshop videos online
- Provided input to the Oklahoma State Webmanagers Group for the fall training conference agenda

- Program director received an "Exemplary Service Award" from the OK Chapter of the Soil and Water Conservation Society

## **Monitoring**

### **Staff conducted the following activities:**

- Conducted routine water quality monitoring for the Rotating Basin Project – 1.3 (Neosho-Grand and Upper Canadian Basins)
- In addition, water samples were collected for Honey Creek, Lake Eucha/Spavinaw, Illinois River CREP, and the North Canadian Project sites
- Continued fish collections on the fixed and probabilistic Rotating Basin – 2.3 sites (Upper Arkansas, Upper Canadian and Upper N Canadian Basins)
- Completed initial water quality monitoring for the Rotating Basin Project – 2.3 (Upper Arkansas, Upper North Canadian and Cimarron Basins)

## **Wetlands**

### **Staff conducted the following activities:**

- Conducted 30 wetland determinations
- Staff continued collecting and assimilating information for the fy '11 Development of a Wetland Plan for Oklahoma
- Chaired a meeting of the Oklahoma Wetland Technical Work Group (OWTWG). The meeting was attended by representatives from the following state and federal agencies and universities: Oklahoma Department of Agriculture, Food and Forestry; USDA Natural Resource Conservation Service; Oklahoma Water Resources Board; Oklahoma Department of Environmental Quality; Oklahoma Corporation Commission; US Army Corps of Engineers; Oklahoma Secretary of the Environment; Oklahoma State University; Oklahoma Conservation Commission.
- Completed the outline draft of the Wetland Program Plan (WPP), incorporating comments from the OWTWG. Solicited input and clarifications for the WPP from the OWTWG

## **Blue Thumb – Statewide**

### **Blue Thumb Field Work and Quality Assurance Sessions**

Fish collections get underway this month. Final spring quality assurance sessions take place and planning for summer QA and macroinvertebrate collections begin.

### **Education/Events Calendar**

- June 12: Source Water Protection Conference, Blue Thumb Presentation, Tulsa (Cheryl)
- June 20: Northeastern Oklahoma A & M Water Quality Camp, stream monitoring field activities, Miami (Kevin)

### **Additional Work**

- Planning for Blue Thumb Volunteer Conference in the fall
- Formation of Blue Thumb volunteer steering committee
- Planning for more sustainable Blue Thumb Program
- Organization of monitoring sites/activities/data

## **Projects Coordinator**

### **Staff submitted the following items to EPA Region 6**

- Standard Operating Procedure, updated
- QAPP recertifications
- Blue Thumb QAPP
- Special Projects Monitoring QAPP

### **Other Meetings and Activities Completed by Staff:**

- Attended ARRA funded Illinois River Restoration Project Streambank Workshop (6/21)
- Attended National Non-Point Source Managers Conference in Wash. D.C. (6/18-21)
- Assisted with the CNCRCDD's land judging school and mini-contest (6/19)
- EPA webinar on Success Stories, featuring Shanon Phillips as a presenter (6/14)
- Attended the Oklahoma Cattlemen's Association ranch tour (6/25 & 26)



## Blue Thumb Pictorial Report— June, 2012

*Students from the Chickasaw Nation's summer conservation camp learn about water pollution prevention during a demonstration conducted by Kim Shaw.*

*Below, a rain garden in Creek County reacts to a rain event exactly as it is supposed to. Kevin Gustavson assisted the City of Sapulpa with this feature.*



A recent pollinator conservation workshop was held in LeFlore County and was attended by Blue Thumb staff members. Native plantings and areas protected from clearing and development are essential to protect pollinators like bees and butterflies. Through their travels and lifestyles, these creatures ensure healthy foods for us as they move from plant to plant helping to make "pollination" happen. Even small urban gardens and forgotten corners at the farm can contribute to protecting these creatures that we depend on.



**OKLAHOMA CONSERVATION COMMISSION  
ABANDONED MINE LAND DIVISION MONTHLY SUMMARY**

**Mike Kastl, AML Program Director**

July 2, 2012

**FY 2010 AML SIMPLIFIED GRANT** - The following is the status report on the submitted projects:

1. Shouse - 251 (Rogers County)  
All reclamation work has been completed and the site has been planted. The site will be monitored for vegetation success due to extreme heat in 2011.
2. Azbill - 246 (Rogers County)  
All reclamation work has been completed and the site has been planted.
3. Reves Phase 2 South - 101 (Sequoyah County)  
Project completion date was March 5, 2012. The contractor has filed a formal protest with DCS for additional expenses for moving more fill material than the original contract. On April 24 C.H. Guernsey Engineering Company took some cross sections (partial survey) to verify the contractor's claim. As a result of C.H. Guernsey's field verification, the OCC will add an additional 22,450 cubic yards to the contract.
4. Peevyhouse - 140 (Haskell County)  
The contractor has failed to complete the work at the site. The OCC will bid the remaining work.
5. Bates/Fullerton - 259 (Rogers County)  
The contractor, Ira M. Green Construction, was issued a Notice to Proceed on December 1, 2011, with a contract time of 252 days and a completion date of August 19, 2012. As of June 20, the contractor has completed approximately 80 percent of the work in 76 percent of the contract time.

**FY 2011 AML SIMPLIFIED GRANT** - The following is the status report on the submitted projects:

1. Wilson UM - 185 (Latimer County)  
All reclamation work has been completed.
2. McSpadden - 026 (Rogers County)  
The contractor, W. W. Excavating LCC, was issued a Notice to Proceed on February 13, 2012, with a contract time of 127 days and a completion date of June 28, 2012. The final inspection was held June 5, 2012.
3. Raspotnik UM - 199 (Latimer County)  
All reclamation work has been completed.
4. Reves Phase 2 North - 102 (Sequoyah County)  
C. H. Guernsey Engineering Company is in the process of reformatting the project design and specifications to make them ready for bidding.



5. Powell UM - 232 (Haskell County)

All reclamation work has been completed.

**FY 2012 AML SIMPLIFIED GRANT** - The following is the status report on the submitted projects:

1. Bacon-251 (Rogers County)

The bid opening was held on May 17. On May 21 the AML Program accepted the low bid of \$499,928.96 from Thomas Construction, Inc. OCC is waiting for the contractor to receive the notice to proceed from the Department of Central Services.

**AML EMERGENCY PROGRAM**

Booth State Emergency (Latimer County)

The Office of Surface Mining must issue the authorization to proceed before the project can be submitted to DCS Construction and Properties Division to begin the bid and contracting process.

**MONTHLY SUMMARY**  
**FINANCIAL MANAGEMENT & HUMAN RESOURCES**  
**STEVEN COFFMAN, COMPTROLLER**

**July 02, 2012**

- Processed vouchers
- Reconciled May activity to the Office of State Finance and the State Treasurer
- Reconciled May activity for the employer's share of health insurance and retirement from 87 conservation districts
- Reconciled May activity for the Bank of America purchase card program
- Prepared and submitted requests for funds from EPA 319 and 104B3 grants via Office of the Secretary of the Environment, rehabilitation funding via the U.S.D.A. Natural Resources Conservation Service, and AML funding via the Department of the Interior
- Preparation of AFLAC and OSEEGIB billings for Plan Year 2012
- Prepared monthly mileage reports for state leased motor vehicles to the Department of Central Services, Motor Pool Division
- Processed Request for Acquisitions
- Worked with the Office of State Finance to process supplemental, off-cycle, and regular payrolls via shared services agreement
- Attended HRDS Class on Challenges of Supervision at Rose State
- Attended a webinar on pre-retirement insurance
- Attended the Social Media Committee meeting
- Continued preparations of the FY-2013 Agency Budget Work Program
- Continued preparations of the FY-2013 Conservation District Allocations
- Worked with the Oklahoma Capitol Improvement Authority to reconcile Conservation Bond
- Began preparation of the FY-2013 conservation District Employee Database
- Conducted division budget meetings in preparation of the FY-2013 Agency Budget Work Program

**OKLAHOMA CONSERVATION COMMISSION  
INFORMATION TECHNOLOGY DIVISION MONTHLY SUMMARY**

**Mike Sharp, Director**

June, 2012

**AML**

- Sharp worked on Reves Phase 2 South project in Sequoyah County and Haskell-LeFlore County Underground Mines project
- Provided technical assistance to Family & Children Services in Tulsa regarding their facility which is located over an abandoned underground coal mine southwest of the Tulsa Fairgrounds.
- Sharp will be an instructor in the OSM CAD 400 class, Bridging the Gap Between CAD and GIS, to be held in New Philadelphia, OH on June 26-28.
- Participated in a conference call exploring the holding of a Geospatial Workshop being hosted by NAAML, IMCC and OSM in 2013/2014.

**IT Activity**

- Worked on various hardware and software support issues for OCC computer systems.
- Routine server, software and anti-virus and anti-spam maintenance.
- Worked with various conservation districts on IT issues.
- Worked on the Water Quality database with WQ staff.
- Worked on IT budget for FY13.
- Worked on revision of OCC Cell Phone Policy.

**Geographic Information System (GIS) Activity**

- Provided GIS services to AML, Conservation Programs and WQ.
- Worked with the Watershed Assessment Team on various issues including mapping of structures downstream of watershed dams.

**Office of Geographic Information**

- Participated in various Oklahoma Broadband Team meetings.
- Prepared agenda and held meeting of the Oklahoma Geographic Information Council on June 1. Next Council meeting will be on September 7 with a presentation by Larry Caldwell and Jim Henley on the work OCC has been doing in mapping breach inundation areas below high hazard watershed dams. Prepared minutes of the June 1 meeting.
- Willoughby and Sharp attended the South Central Arc User Group meeting in Norman on June 20.
- Met with Association of County Commissioners of Oklahoma and ODOT staff to begin work on mapping county infrastructure.
- Worked on OKMaps servers, software and data.

**OKLAHOMA CONSERVATION COMMISSION  
CONSERVATION PROGRAMS DIVISION**

**Robert W. Toole, Director**

**July 2, 2012**

Administration

- CPD administration & management: Budget Management; Operations Management; Program Management; Personnel Management; Vehicle Management; Equipment Management
- Government Affairs: Kingfisher flood project administration; OEM grant preparation
- OCC Administration: Principle Staff meeting; FY 2013 budget development
- Dam Safety Incident Management Team: Training Plan development
- Reconciled O&M and rehab financial records.
- Prepared and submitted monthly NRCS agreement requests for reimbursement reports.
- NRCS: Watershed O&M and Rehabilitation coordination
- OWRB: Watershed Dams and Dam Safety coordination

Cost-Share Program

- Water Quality: Consulted with Water Quality Division staff to process priority watershed. Provided locally led cost-share match information to Water Quality staff.
- Reviewed monthly reports received from conservation districts.
- Claims: Processed 76 cost-share claims for a total reimbursement of \$162,745.71 including:
  - 56 locally led claim for a total of \$90,684.68
  - 20 Priority Watershed claims for a total of \$72,061.03
- Assistance: Provided Cost-Share Program assistance to 12 Conservation Districts:

Woodward County	Deer Creek	Pawnee County
Seminole County	East Woods County	Nowata County
Little River	Kay County	Garvin
Grady County	Harmon County	South Caddo

Conservation Education

- Assistance: provided Conservation Education assistance via phone or email to 4 conservation districts:

Alfalfa County	Oklahoma County	Kay County
Rogers County		
- District Education Events:
  - ✓ Began planning for 1012 Wildlife Expo exhibit.
  - ✓ Assisted with Nature at Night program at Hackberry Flat WMA.
  - ✓ Conducted planning arrangements for Oklahoma team to attend the Canon Envirothon in Pennsylvania.
  - ✓ Coordinated check out materials.
- Watershed Education
  - ✓ Prepared and submitted North Canadian River Watershed Teacher Workshop final report to Kirkpatrick Foundation.
- OKEECC
  - ✓ Continued planning strategic planning meeting for OKAEE
  - ✓ Prepared and submitted 2012 EE Expo final report to Kirkpatrick Foundation.
  - ✓ Prepared agenda for quarterly meeting.
- Project WET
  - ✓ Distributed materials for one workshop.
  - ✓ Scheduled facilitator training for October.
  - ✓ Scheduled joint PWET/PLT workshop at Rogers County CD in October.
- Soils Education
  - ✓ Conducted training on Dig In! soils curriculum at OSU STEM teacher institute.
  - ✓ Began planning educational materials on Dust Bowl to supplement the Ken Burns production on PBS.

### Watershed Rehabilitation

- Administrative, technical and land rights assistance to 4 Conservation Districts:  
Sequoyah County – Sallisaw 33, 34, 32 & 28                      South Caddo – Fort Cobb Laterals 10  
Kingfisher County – Cottonwood 15                      Logan County – Cottonwood 54
- Construction Contracting:
  - ✓ Washita County CD-Turkey 9, construction progressing
  - ✓ Pontotoc County CD-Upper Clear Boggy 36, construction progressing, final inspection rescheduled for July 2<sup>nd</sup>, Upper Clear Boggy 33, construction progressing; Upper Clear Boggy 34, construction progressing
  - ✓ Kingfisher County CD-Cottonwood 15, construction progressing
  - ✓ South Caddo CD-Sugar L44, construction progressing
  - ✓ Coal County CD-Caney Coon 2, construction progressing
  - ✓ Adair County-Sallisaw 26, construction progressing
- Construction Management Contracting:
  - ✓ Pontotoc County CD-Upper Clear Boggy 33 and 34
  - ✓ Kingfisher County CD-Cottonwood 15
  - ✓ South Caddo CD-Sugar L44
- NRCS Rehabilitation Agreement Management: 16 agreements for a total of \$20.7 million
- Claims: Processed 16 rehabilitation claims for a total reimbursement of \$1,489,255.36
- Rehabilitation Project Status:
  - ✓ Construction Complete-24
  - ✓ Contracting/Construction Started-8
  - ✓ Construction Pending Land Rights-4
  - ✓ Planning & Design Underway-12

### Operation & Maintenance

- Technical Assistance: Provided technical assistance for watershed O&M to 17 Conservation Districts:  
Grady County                      Konawa                      Okfuskee County  
Payne County                      Garvin                      McClain County  
North Fork of Red River                      Custer County                      South Caddo  
Washita County                      Caney Valley                      Arbuckle  
Upper Washita                      Wagoner County                      Logan County  
Pittsburg County                      Stephens County
- Conservation District O&M Plans & Priorities - \$22 million identified needs.
- Okie One-Call System: Monitor & troubleshoot system; modify emergency locate protocol; modify reply protocol
- Intent-to-Drill System: Monitor & troubleshoot system
- DEQ Alerts: none
- DamWatch: Development and implementation
- Special Project Management: Hazard Classification Reviews; Emergency Action Plan Updates; Breach Inundation Mapping; Watershed Information Updates
- Watershed Aide Management: Konawa; Kiowa County; Murray County; Washita County; Garvin; Grady County
- Claims: Processed 23 watershed claims for a total reimbursement of \$120,568.00
- O&M Funding Requests:
  - ✓ This month: 14 requests reviewed
    - 14 requests approved for a total amount of \$30,913.00; 4 Conservation Districts assisted
  - ✓ To date: \$4,054,216.09 total amount allocated from bond funds; 54 Conservation District's assisted
  - ✓ To date: \$1,480,759.90 total amount unfunded O&M requests
- Contracting: Remedial Repairs
  - ✓ South Caddo, Sugar Creek Farrow Drop & Station 493- conducted final inspection June 13<sup>th</sup>