

MEETING AGENDA
OKLAHOMA CONSERVATION COMMISSION
Agriculture Building Board Room • 2800 N Lincoln Blvd • Oklahoma City, Oklahoma
Monday, March 2, 2020 - 9:30 a.m.

1. Call to Order
2. Roll call
3. Pledge of Allegiance
4. Discussion and possible approval of the February 3, 2020 regular meeting minutes.
5. Discussion and possible approval of Claims, Financial Statement and Purchase Card Summary (Exhibit #1).
6. Presentation of Commission Agreements (Exhibit #2):
Discussion and possible approval of the following new agreement:
 - a. Natural Resources Conservation Service (OCC-609) to perform remedial repairs on Quartermaster Site 19B in Custer County and Kadashan Bottom Channel in Wagoner County.
Discussion and possible approval of the following amended agreement:
 - b. Natural Resources Conservation Service (OCC-525) to hire a Liaison/Plan Writer to work for both agencies to address water quality needs in Oklahoma. The liaison will coordinate and lead efforts to develop watershed plans that meet the needs of both agencies. **Amendment 2** extends date to September 30, 2022 and adds funds to the agreement.
7. Out of State Travel Requests (Exhibit #3):
Discussion and possible approval of the following out-of-state travel:
 - a. Environmental Protection Agency – 2020 National Recreational Water Quality Workshop – April 21-24, 2020 – Chicago, Illinois
 - b. National Association of State Conservation Agencies – Annual Board of Directors Meeting – May 10-14, 2020 – York, Maine
 - c. Office of Surface Mining Reclamation and Enforcement — eAMLIS Training- April 6-8, 2020 – Kansas City, Missouri
 - d. Office of Surface Mining Reclamation and Enforcement - Coalfield Communications: How to get it Right – May 19-21, 2020 – Denver, Colorado
 - e. Office of Surface Mining Reclamation and Enforcement – Mobile Devices for SMCRA – May 19-21, 2020 – Jasper, Alabama
8. Discussion and possible approval of Recommendation for Appointment of Conservation District Directors (Exhibit #4)

9. Discussion of the Governor's Executive Budget for Fiscal Year 2020. (Exhibit #5)
10. Discussion and possible approval to co-sponsor the following events:
 - a. Conservation Day at the Capitol, April 15, 2020, Oklahoma City, Oklahoma
 - b. National Land & Range Judging Contest, May 5-7, 2020, Oklahoma City,
11. Discussion with Representative Jim Grego and members of the Choctaw Nation.
12. Public Comments
13. New Business
14. Break (at option of the Chair)
15. Partnership Reports:
 - a. Oklahoma Department of Agriculture, Food and Forestry
 - b. USDA-Natural Resources Conservation Service
 - c. Oklahoma Association of Conservation Districts
16. Status Reports:
 - a. Oklahoma Conservation Commission Members
 - b. Oklahoma Conservation Commission Staff
 1. Trey Lam, Executive Director
 2. Shanon Phillips, Water Quality Director
 3. Mike Sharp, Office of Geographic Information and Technical Services Director
 4. Robert Toole, Abandoned Mine Land Program Director
 5. Tammy Sawatzky, Conservation Programs Director
 6. Lisa Knauf Owen, Assistant Director
17. Next Meeting: Monday, April 6, 2020, Oklahoma Department of Agriculture Board Room, 2800 N Lincoln Blvd., Oklahoma City, Oklahoma at 9:30 a.m.
18. Adjournment

MINUTES

CALL TO ORDER

The Oklahoma Conservation Commission met Monday, March 2, 2020, in the Agriculture Building Conference Room located at 2800 N. Lincoln in Oklahoma City, Oklahoma. The meeting was called to order at 9:30 a.m. by Chair Karl Jett. He stated this was a regular scheduled meeting held in accordance with the Open Meeting Law, Title 25, Oklahoma Statutes, Sections 301 and following as amended. The agenda for this meeting was posted at 1:00 p.m. Thursday, February 27, 2020, at the front entrance of the Oklahoma Agriculture Building.

ROLL CALL

Erin Ely, Administrative Programs Officer, took roll call and the following members were in attendance:

Karl Jett, Chair, Area 1 Member
Phil Campbell, Vice Chair, Area 2 Member
Scotty Herriman, Secretary, Area 3 Member
Clay Forst, Area 4 Member

Absent:

Bill Clark, Jr., Area 5 Member

Others in attendance were:

Trey Lam, Executive Director
Erin Ely, Administrative Programs Officer
Clancy Green, Administrative Programs Officer
Bryan Painter, Public Information Officer
Janet Stewart, General Counsel
Mike Sharp, Office of Geographic Information and Technical Services Division Director
Robert Toole, Abandoned Mine Land Division Director
Tammy Sawatzky, Conservation Programs Division Director
Greg Kloxin, Water Quality Division Assistant Director
Rebecca Bond, Blue Thumb Coordinator, Water Quality Division
Sarah Blaney, Oklahoma Association of Conservation Districts, Executive Director
Gary O'Neill, Natural Resources Conservation Service State Conservationist
Chaylum Hogue, The Chickasaw Nation
Bob Richardson, Oklahoma Department of Agriculture, Comptroller
JanLee Rowlett, Oklahoma Department of Agriculture, Legislative Liaison
Jim Grego, Oklahoma House of Representatives
Ethan Schuth, The Choctaw Nation
Ahndra Ablett, The Choctaw Nation
Johnny Pelley, Watershed Technician
George Moore, Watershed Technician

PLEDGE OF ALLEGIANCE

Mr. Scotty Herriman led the group in the Pledge of Allegiance.

MINUTES OF PREVIOUS REGULAR MEETING

A motion was made by Mr. Herriman and seconded by Mr. Forst to approve the minutes of the February 3, 2020, Commission meeting as written. Those voting aye were: Herriman, Jett, Forst and Campbell. Nay votes: none. Motion carried.

OKLAHOMA CONSERVATION COMMISSION MONTHLY AML REPORT

Chairman Jett re-ordered the agenda to allow Robert Toole to give his report before departing for another meeting.

Abandoned Mine Land Reclamation Program: Robert Toole, Abandoned Mine Lands Reclamation Program Director, stated that a written report was in the Commissioner's packet. Mr. Toole summarized the report stating that: two projects were on-going construction, one project had started construction and one project had a pre-construction meeting for an anticipated construction start today. This will give AML a total of four projects to complete construction on in 2020; designs are tracking as they were last month with the addition of a design being negotiated with an A&E firm on a new project recently identified as a top priority; realty is being negotiated on six AML sites along with the environmental clearances for those six sites. Of special note, Toole reported that Mike Sharp and he had just returned from a meeting of the National Association of Abandoned Mine Land Programs where Sharp and he serve on the board of directors. Reauthorization of AML funding fee collections was the major topic of discussion. H.R. 4248 passed the House Natural Resources Committee without change and is positioned for full House action. It has not yet been scored so co-sponsors can still be added. OCC will continue to urge Congressman Kevin Hern to sign as a co-sponsor. H.R. 4248 is considered to be the ideal bill but Sharp and Toole were informed of a bill being drafted in the Senate that will conflict with H.R. 4248 in two critical areas: (1) the extension of fee collection authority, and; (2) the rate of fee collection per ton of coal mined. The Senate bill being drafted will only extend fee collections for 7 years (vs. the desired 15 years in H.R. 4248) and the fee rates will be reduced by 25% (vs. continuing the existing fee rates in H.R. 4248). More will become known about the new Senate bill when drafting is completed and made public.

CLAIMS/FINANCIAL STATEMENT

Commissioners reviewed the claims, purchase card summary and financial statement as provided by Oklahoma Department of Agriculture Comptroller in Exhibit #1. A motion was made by Mr. Herriman and seconded by Mr. Forst to approve the claims and financial statement. Those voting aye were: Herriman, Jett, Forst and Campbell. Nay votes: none. Motion carried.

PRESENTATION OF AGREEMENTS

Mrs. Ely presented one new agreement and one amended agreement for possible approval. They are listed as items "A and B" in Exhibit 2.

The first agreement is a new agreement with the Natural Resources Conservation Service (OCC-609) to perform remedial repairs on Quartermaster Site 19B in Custer County and Kadashan Bottom Channel in Wagoner County. A motion was made by Mr. Herriman and seconded by Mr. Campbell to approve the new agreement. Those voting aye were: Herriman, Jett, Forst, and

Campbell. Nay votes: none. Motion carried

The second agreement is an amendment to an agreement with the Natural Resources Conservation Service (OCC-525) to hire a Liaison/Plan Writer to work for both agencies to address water quality needs in Oklahoma. The liaison coordinates and leads efforts to develop watershed plans that meet the needs of both agencies. The amendment extends the date to September 30, 2022 and adds funds to the agreement. A motion was made by Mr. Campbell and seconded by Mr. Forst to approve the amendment as presented. Those voting aye were: Herriman, Jett, Forst, and Campbell. Nay votes: none. Motion carried

OUT OF STATE TRAVEL REQUESTS

Mr. Lam presented the out of state travel requests as outlined in Exhibit #3. After discussion, a motion was made by Mr. Herriman and seconded by Mr. Forst to approve the new travel requests as presented. Those voting aye were: Herriman, Jett, Forst, and Campbell. Nay votes: none. Motion carried

RECOMMENDATION FOR APPOINTMENT OF CONSERVATION DISTRICT DIRECTOR

Ms. Green presented the appointment of Tim Frymire, to the Deer Creek Conservation District for consideration as outlined in Exhibit #4. A motion was made by Mr. Herriman and seconded by Mr. Campbell to approve the appointment as presented. Those voting aye were: Herriman, Jett, Forst, and Campbell. Nay votes: none. Motion carried.

DISCUSSION OF THE GOVERNOR'S EXECUTIVE BUDGET FOR FISCAL YEAR 2020

Director Lam presented a section of the Governor's Budget that pertained to the Conservation Commission to the Commissioners. A brief discussion ensued. Mr. Lam stated that he expected to see a flat budget over the next few years.

DISCUSSION AND POSSIBLE APPROVAL TO CO-SPONSOR THE CONSERVATION DAY AT THE CAPITOL AND THE NATIONAL LAND & RANGE JUDGING CONTEST

Director Lam led a brief discussion about the two events. A motion was made by Mr. Campbell and seconded by Mr. Forst to co-sponsor the events. Those voting aye were: Herriman, Jett, Forst and Campbell. Nay votes: None. Motion carried.

DISCUSSION WITH REPRESENTATIVE GREGO AND MEMBERS OF THE CHOCTAW NATION

Ethan Schuth, of the Choctaw Nation, gave a presentation to the Commissioners about the functions of the Choctaw Nations Water Quality Division. Mr. Schuth stated that the Choctaw Nation is eager to develop a relationship with the Oklahoma Conservation Commission in partnering on water quality issues, particularly in monitoring activities. He noted that he believes both entities could work well together on conservation.

PUBLIC COMMENTS

No Public Comments.

NEW BUSINESS

No New Business.

CONSERVATION PARTNERSHIP REPORTS

Oklahoma Department of Agriculture, Food and Forestry: Janlee Rowlett, ODAFF Legislative Liaison stated that she went to Washington D.C. with Secretary Arthur for the National Association of State Departments of Agriculture Winter Policy meeting. She also noted that she will be spending the majority of her time between the Capitol and Agriculture building since the Legislative Session has begun.

Natural Resources Conservation Service: Gary O'Neill, State Conservationist, reported on the following items:

- He appreciates the partnership with the Oklahoma Conservation Commission and Oklahoma Association of Conservation Districts in regards to the State Meeting. He stated that it was one of the best State Meetings he has participated in. He especially enjoyed the Soil Health track.

- Mr. O'Neill appreciates the recognition he received from OACD in being inducted into the Conservation Hall of Fame.

- NRCS is developing CART training that will be available in the next two weeks.

- NRCS will be participating in a hiring event at Langston University on Wednesday, March 4, 2020.

Oklahoma Association of Conservation Districts: Sarah Blaney, OACD Executive Director, gave the following update:

- State Meeting went very well. Ms. Blaney appreciates all the help from OCC staff in ensuring a successful event.

- Conservation Day will be April 15, 2020 at the Capitol.

- OACD will be hosting a Land and Range Judging contest in May. Any volunteers will be welcome to participate in the hosting of this event.

OKLAHOMA CONSERVATION COMMISSION MEMBERS

Mr. Jett stated that Sarah Blaney did a wonderful job on the State Meeting. He noted that he liked the venue that she had selected.

Mr. Campbell stated that he attended both the State Meeting and an outreach meeting at Langston University.

Mr. Herriman stated that he also attended the State Meeting. His favorite presenter was the farmer from Iowa that did a presentation on companion crops.

Mr. Forst stated that he enjoyed the State Meeting as well.

OKLAHOMA CONSERVATION COMMISSION STAFF

Executive Director: Mr. Lam stated a written report is in the packet. Mr. Lam reported on the following items:

- He thanked the Oklahoma Conservation Commission staff, the Natural Resource Conservation Service, and OACD for all their efforts in making another great State Meeting.

- He believed there were approximately thirty-one state legislatures in attendance.

- Mr. Lam congratulated Mr. O'Neill and Kim Farber for being inducted into the Conservation Hall of Fame.

-Mr. Lam stated that he will be attending the NACD Fly-In in Washington D.C.

-Mr. Lam expects the Feral Hog Agreement to be available soon. He stated that there will be an implementation meetings scheduled as soon as the agreement is complete.

Water Quality Program: Greg Kloxin, Assistant Director, reported on the following items:

-The division's report to the EPA on load reduction to waterbodies has been assessed. Oklahoma placed in the top 5 states for Nitrogen and Phosphorus reduction and in the top 20 for sedimentation reduction. This is a preliminary report and a final report will be available at a later time. Mr. Kloxin stated that the reduction is due to the combined efforts of many partners in the achievement of water quality conservation practices.

Office of Geographic Information and Technical Services: Mike Sharp, Director, stated a written report is in the packet. He noted the following item:

-GIS Day in Tuesday, March 03, 2020 from 9am to 3pm. He extended an invitation to all of the commissioners and staff.

Conservation Programs: Tammy Sawatzky, Director stated that a written report was in the packet. Ms. Sawatzky reported the following items:

-Cost Share Program year twenty-two is available.

-Ms. Sawatzky stated that she has already received and approved five criteria ranking sheets from the districts.

District Services: Erin Ely, Administrative Programs Officer, stated that a written report was in their packet and reported on the following items:

-Attended many board meetings, including those in Tillman, Kay and Harmon Conservation Districts to discuss the feral swine project.

-Attended the NACD National Convention and the NASCA Annual Meeting.

-Participated in numerous committee hearings with the House of Representatives.

-Participated in the preparations and execution of the annual OACD State Meeting.


NEXT MEETING

The next regular meeting of the Oklahoma Conservation Commission will be held on Monday, April 6, 2020, in the Oklahoma Department of Agriculture Board Room. 2800 N. Lincoln Blvd, OKC, Oklahoma at 9:30am.

ADJOURNMENT

There being no further business, Mr. Herriman made a motion, seconded by Mr. Campbell, to adjourn the meeting at 11:00 a.m. Those voting aye were: Herriman, Jett, Forst, and Campbell. Nay votes: none. Motion carried.

Approved by the Oklahoma Conservation Commission on May 4, 2020.



**OKLAHOMA CONSERVATION COMMISSION
CLAIMS REGISTER BY PROGRAM
FOR THE PERIOD OF JANUARY 23, 2020 THRU FEBRUARY 20, 2020**

VOUCHER	FUND CLASS	DEPT	DATE	AMOUNT	ACCOUNT	SUB	PAYEE
---------	---------------	------	------	--------	---------	-----	-------

Employee Withholdings/Retirement/Insurance

00059839	25000	3000002	2/12/2020	61,727.32	531250		OKLAHOMA PUBLIC EMPLOYEES RETIREMENT SYS
00059840	25000	3000002	2/12/2020	1,526.25	513250		OKLAHOMA PUBLIC EMPLOYEES RETIREMENT SYS
00059757	40000	3000002	1/31/2020	24,415.00	513250		OKLAHOMA PUBLIC EMPLOYEES RETIREMENT SYS
00059756	70000	3000002	1/31/2020	400.18	513250		OKLAHOMA PUBLIC EMPLOYEES RETIREMENT SYS
00059839	70000	3000002	2/12/2020	14,455.94	531250		OKLAHOMA PUBLIC EMPLOYEES RETIREMENT SYS
00059840	70000	3000002	2/12/2020	399.41	513250		OKLAHOMA PUBLIC EMPLOYEES RETIREMENT SYS
00059841	70000	3000002	2/12/2020	270.11	513230		OKLAHOMA PUBLIC EMPLOYEES RETIREMENT SYS
H0419088	99400		1/28/2020	30.00	633190		UNITED WAY OF CENTRAL OKLAHOMA
H0419954	99400		1/28/2020	100.59	633125		OKLAHOMA PUBLIC EMPLOYEES RETIREMENT SYS
H0419956	99400		1/28/2020	114.80	633110		WASHINGTON NATIONAL INSURANCE COMPANY
H0419957	99400		1/28/2020	227.00	633190		UNITED WAY OF CENTRAL OKLAHOMA
H0419958	99400		1/28/2020	350.00	633190		OKLAHOMA 529 COLLEGE SAVINGS PLAN
H0419959	99400		1/28/2020	817.09	633110		AFLAC
H0419960	99400		1/28/2020	600.00	633130		CREDIT UNION ONE OF OKLAHOMA
H0419961	99400		1/28/2020	30.00	633190		OKLA PUBLIC EMPLOYEES ASSOC
H0419962	99400		1/28/2020	29.50	633110		NATIONAL FAMILY CARE LIFE INSURANCE CO
H0419963	99400		1/28/2020	1,643.00	633130		OKLAHOMAS CREDIT UNION

107,136.19 **Employee Withholdings/Retirement/Insurance**

Administration

00059680	19001	1000001	2/7/2020	359.00	532140		OFFICE OF MANAGEMENT & ENTERPRISE SVCS
00059680	19001	1000001	2/7/2020	23.97	534290		OFFICE OF MANAGEMENT & ENTERPRISE SVCS
00059807	19001	1000001	2/6/2020	113.27	521310		BILL CLARK
00059808	19001	1000001	2/6/2020	202.40	521310		SCOTTY JOE HERRIMAN
00059809	19001	1000001	2/6/2020	29.21	521310		PHIL E CAMPBELL
00059810	19001	1000001	2/6/2020	112.00	521310		CLAY FORST
00059811	19001	1000001	2/6/2020	227.70	521310		KARL JETT
00059846	19001	1000001	2/12/2020	2,091.00	522150		AUTHORITY ORDER-PCARD
00059846	19001	1000001	2/12/2020	124.80	536140		AUTHORITY ORDER-PCARD
00059687	40000	1000001	1/23/2020	3,000.00	522150		NASCA
00059751	40000	1000001	1/29/2020	(8,438.83)	515370		OFFICE OF MANAGEMENT & ENTERPRISE SVCS
00059846	40000	1000001	2/12/2020	218.36	522130		AUTHORITY ORDER-PCARD
00059846	40000	1000001	2/12/2020	974.21	522113		AUTHORITY ORDER-PCARD
00059846	40000	1000001	2/12/2020	28.11	522150		AUTHORITY ORDER-PCARD
00059846	20500	1000004	2/12/2020	76.00	522150		AUTHORITY ORDER-PCARD

(858.80) **Administration**

Watershed Operation & Maintenance

00059680	19001	2000001	2/7/2020	327.73	534290		OFFICE OF MANAGEMENT & ENTERPRISE SVCS
00059680	19001	2000001	2/7/2020	1,357.40	532142		OFFICE OF MANAGEMENT & ENTERPRISE SVCS
00059680	19001	2000001	2/7/2020	26.45	522110		OFFICE OF MANAGEMENT & ENTERPRISE SVCS
00059768	19001	2000001	1/31/2020	635.75	555170		NOBLE COUNTY CONSERVATION DISTRICT
00059769	19001	2000001	1/31/2020	24,425.00	555170	96	ARBUCKLE CONSERVATION DISTRICT
00059770	19001	2000001	1/31/2020	14,300.00	555170	96	ARBUCKLE CONSERVATION DISTRICT
00059771	19001	2000001	1/31/2020	13,150.00	555170		PAYNE COUNTY CONSERVATION FOUNDATION
00059790	19001	2000001	2/6/2020	3,950.24	555170	96	ARBUCKLE CONSERVATION DISTRICT
00059791	19001	2000001	2/6/2020	14,850.00	555170	96	ARBUCKLE CONSERVATION DISTRICT
00059792	19001	2000001	2/6/2020	138.44	555170	96	GRADY COUNTY CONSERVATION DIST
00059813	19001	2000001	2/7/2020	34,500.00	555170	96	SOUTH CADDO CONS DISTRICT
00059814	19001	2000001	2/7/2020	82,981.81	555170		NORTH CADDO CONSERVATION DISTRICT
00059819	19001	2000001	2/12/2020	264.53	555170	96	WASHITA COUNTY CONSERVATION DISTRICT
00059846	24500	2000001	2/12/2020	287.78	531370		AUTHORITY ORDER-PCARD

VOUCHER	FUND CLASS	DEPT	DATE	AMOUNT	ACCOUNT	SUB	PAYEE
00059846	24500	2000001	2/12/2020	210.89	531360		AUTHORITY ORDER-PCARD
00059846	24500	2000001	2/12/2020	16.13	531350		AUTHORITY ORDER-PCARD
00059846	24500	2000001	2/12/2020	608.00	522150		AUTHORITY ORDER-PCARD
PAYROLL		2000001		14,920.23	511110		DIVISION PAYROLL

206,950.38 **Watershed Operation & Maintenance**

Field Services

00059692	19001	3000001	1/23/2020	2,312.32	555170	05	DEER CREEK CONSERVATION DISTRICT
00059692	19001	3000001	1/23/2020	55.00	555170	55	DEER CREEK CONSERVATION DISTRICT
00059692	19001	3000001	1/23/2020	105.52	555170	81	DEER CREEK CONSERVATION DISTRICT
00059692	19001	3000001	1/23/2020	77.30	555170	82	DEER CREEK CONSERVATION DISTRICT
00059695	19001	3000001	1/23/2020	2,690.19	555170	01	DELAWARE CO CONSERVATION DISTRICT
00059695	19001	3000001	1/23/2020	1,363.04	555170	12	DELAWARE CO CONSERVATION DISTRICT
00059746	19001	3000001	1/23/2020	68.92	555170	23	SOUTH CADDO CONS DISTRICT
00059746	19001	3000001	1/23/2020	137.00	555170	26	SOUTH CADDO CONS DISTRICT
00059746	19001	3000001	1/23/2020	94.08	555170	71	SOUTH CADDO CONS DISTRICT
00059752	19001	3000001	1/29/2020	4,014.91	555170	05	TALIHINA CONSERVATION DISTRICT
00059752	19001	3000001	1/29/2020	147.54	555170	71	TALIHINA CONSERVATION DISTRICT
00059752	19001	3000001	1/29/2020	110.00	555170	72	TALIHINA CONSERVATION DISTRICT
00059752	19001	3000001	1/29/2020	231.74	555170	80	TALIHINA CONSERVATION DISTRICT
00059752	19001	3000001	1/29/2020	88.99	555170	82	TALIHINA CONSERVATION DISTRICT
00059762	19001	3000001	1/31/2020	2,554.67	555170	02	COAL COUNTY CONSERVATION DISTRICT NO 19
00059762	19001	3000001	1/31/2020	2,987.45	555170	06	COAL COUNTY CONSERVATION DISTRICT NO 19
00059762	19001	3000001	1/31/2020	108.00	555170	26	COAL COUNTY CONSERVATION DISTRICT NO 19
00059763	19001	3000001	1/31/2020	2,315.53	555170	01	LINCOLN COUNTY CONSERVATION DISTRICT
00059763	19001	3000001	1/31/2020	2,628.51	555170	05	LINCOLN COUNTY CONSERVATION DISTRICT
00059766	19001	3000001	1/31/2020	2,318.72	555170	01	TULSA COUNTY CONSERVATION DISTRICT
00059767	19001	3000001	1/31/2020	2,910.47	555170	02	CLEVELAND COUNTY CONSERVATION DISTRICT
00059767	19001	3000001	1/31/2020	30.00	555170	83	CLEVELAND COUNTY CONSERVATION DISTRICT
00059772	19001	3000001	1/31/2020	2,256.37	555170	01	UPPER WASHITA CONSERVATION DISTRICT
00059772	19001	3000001	1/31/2020	2,684.00	555170	06	UPPER WASHITA CONSERVATION DISTRICT
00059773	19001	3000001	1/31/2020	1,130.00	555170	61	HASKELL COUNTY CONSERVATION DISTRICT
00059773	19001	3000001	1/31/2020	55.00	555170	72	HASKELL COUNTY CONSERVATION DISTRICT
00059773	19001	3000001	1/31/2020	175.00	555170	76	HASKELL COUNTY CONSERVATION DISTRICT
00059773	19001	3000001	1/31/2020	76.00	555170	76	HASKELL COUNTY CONSERVATION DISTRICT
00059774	19001	3000001	1/31/2020	3,241.06	555170		BEAVER COUNTY CONSERVATION DISTRICT
00059774	19001	3000001	1/31/2020	2,510.08	555170	01	BEAVER COUNTY CONSERVATION DISTRICT
00059775	19001	3000001	1/31/2020	2,862.88	555170	02	JACKSON COUNTY CONSERVATION DIST
00059775	19001	3000001	1/31/2020	3,601.78	555170	05	JACKSON COUNTY CONSERVATION DIST
00059775	19001	3000001	1/31/2020	3,242.12	555170	11	JACKSON COUNTY CONSERVATION DIST
00059775	19001	3000001	1/31/2020	2,500.00	555170	61	JACKSON COUNTY CONSERVATION DIST
00059775	19001	3000001	1/31/2020	775.00	555170	68	JACKSON COUNTY CONSERVATION DIST
00059775	19001	3000001	1/31/2020	136.61	555170	82	JACKSON COUNTY CONSERVATION DIST
00059776	19001	3000001	1/31/2020	2,314.65	555170	01	GRADY COUNTY CONSERVATION DIST
00059776	19001	3000001	1/31/2020	3,211.27	555170	06	GRADY COUNTY CONSERVATION DIST
00059776	19001	3000001	1/31/2020	62.60	555170	71	GRADY COUNTY CONSERVATION DIST
00059776	19001	3000001	1/31/2020	16.35	555170	82	GRADY COUNTY CONSERVATION DIST
00059777	19001	3000001	2/4/2020	2,268.13	555170	01	GARVIN CONSERVATION DISTRICT
00059777	19001	3000001	2/4/2020	2,820.36	555170	06	GARVIN CONSERVATION DISTRICT
00059777	19001	3000001	2/4/2020	4.84	555170	20	GARVIN CONSERVATION DISTRICT
00059793	19001	3000001	2/6/2020	3,295.46	555170	02	MURRAY COUNTY CONSERVATION DISTRICT
00059793	19001	3000001	2/6/2020	3,201.27	555170	06	MURRAY COUNTY CONSERVATION DISTRICT
00059793	19001	3000001	2/6/2020	300.97	555170	65	MURRAY COUNTY CONSERVATION DISTRICT
00059793	19001	3000001	2/6/2020	126.15	555170	72	MURRAY COUNTY CONSERVATION DISTRICT
00059794	19001	3000001	2/6/2020	2,905.57	555170	02	CREEK COUNTY CONSERVATION DISTRICT
00059794	19001	3000001	2/6/2020	2,225.06	555170	09	CREEK COUNTY CONSERVATION DISTRICT
00059794	19001	3000001	2/6/2020	24.16	555170	20	CREEK COUNTY CONSERVATION DISTRICT
00059795	19001	3000001	2/6/2020	3,094.17	555170	03	SEMINOLE COUNTY CONSERVATION DISTRICT
00059795	19001	3000001	2/6/2020	400.00	555170	63	SEMINOLE COUNTY CONSERVATION DISTRICT
00059795	19001	3000001	2/6/2020	368.06	555170	80	SEMINOLE COUNTY CONSERVATION DISTRICT
00059795	19001	3000001	2/6/2020	124.42	555170	81	SEMINOLE COUNTY CONSERVATION DISTRICT

VOUCHER	FUND CLASS	DEPT	DATE	AMOUNT	ACCOUNT	SUB	PAYEE
00059795	19001	3000001	2/6/2020	101.28	555170	82	SEMINOLE COUNTY CONSERVATION DISTRICT
00059798	19001	3000001	2/6/2020	2,484.63	555170	01	NORTH CADDO CONSERVATION DISTRICT
00059798	19001	3000001	2/6/2020	151.64	555170	71	NORTH CADDO CONSERVATION DISTRICT
00059798	19001	3000001	2/6/2020	69.82	555170	80	NORTH CADDO CONSERVATION DISTRICT
00059798	19001	3000001	2/6/2020	157.34	555170	81	NORTH CADDO CONSERVATION DISTRICT
00059798	19001	3000001	2/6/2020	56.93	555170	82	NORTH CADDO CONSERVATION DISTRICT
00059799	19001	3000001	2/6/2020	4,823.41	555170	05	WEST CADDO CONSERVATION DISTRICT
00059799	19001	3000001	2/6/2020	89.76	555170	71	WEST CADDO CONSERVATION DISTRICT
00059799	19001	3000001	2/6/2020	74.03	555170	80	WEST CADDO CONSERVATION DISTRICT
00059799	19001	3000001	2/6/2020	60.70	555170	81	WEST CADDO CONSERVATION DISTRICT
00059799	19001	3000001	2/6/2020	32.24	555170	82	WEST CADDO CONSERVATION DISTRICT
00059801	19001	3000001	2/6/2020	5,153.92	555170	02	TILLMAN COUNTY CONSERVATION DISTRICT
00059801	19001	3000001	2/6/2020	245.00	555170	62	TILLMAN COUNTY CONSERVATION DISTRICT
00059802	19001	3000001	2/6/2020	3,041.49	555170	02	KINGFISHER COUNTY CONSERVATION DISTRICT
00059802	19001	3000001	2/6/2020	2,907.78	555170	05	KINGFISHER COUNTY CONSERVATION DISTRICT
00059802	19001	3000001	2/6/2020	100.00	555170	62	KINGFISHER COUNTY CONSERVATION DISTRICT
00059802	19001	3000001	2/6/2020	400.00	555170	63	KINGFISHER COUNTY CONSERVATION DISTRICT
00059816	19001	3000001	2/12/2020	4,802.58	555170	02	ATOKA COUNTY CONSERVATION DISTRICT
00059816	19001	3000001	2/12/2020	2,316.50	555170	07	ATOKA COUNTY CONSERVATION DISTRICT
00059816	19001	3000001	2/12/2020	113.95	555170	26	ATOKA COUNTY CONSERVATION DISTRICT
00059816	19001	3000001	2/12/2020	100.00	555170	62	ATOKA COUNTY CONSERVATION DISTRICT
00059816	19001	3000001	2/12/2020	193.00	555170	71	ATOKA COUNTY CONSERVATION DISTRICT
00059817	19001	3000001	2/12/2020	2,820.31	555170	06	ARBUCKLE CONSERVATION DISTRICT
00059817	19001	3000001	2/12/2020	3,148.96	555170	08	ARBUCKLE CONSERVATION DISTRICT
00059817	19001	3000001	2/12/2020	23.83	555170	20	ARBUCKLE CONSERVATION DISTRICT
00059817	19001	3000001	2/12/2020	190.00	555170	70	ARBUCKLE CONSERVATION DISTRICT
00059817	19001	3000001	2/12/2020	45.25	555170	71	ARBUCKLE CONSERVATION DISTRICT
00059817	19001	3000001	2/12/2020	84.81	555170	83	ARBUCKLE CONSERVATION DISTRICT
00059820	19001	3000001	2/12/2020	2,718.01	555170	05	GREER COUNTY CONSERVATION DIST
00059820	19001	3000001	2/12/2020	1,049.86	555170	12	GREER COUNTY CONSERVATION DIST
00059820	19001	3000001	2/12/2020	96.55	555170	81	GREER COUNTY CONSERVATION DIST
00059820	19001	3000001	2/12/2020	143.78	555170	84	GREER COUNTY CONSERVATION DIST
00059821	19001	3000001	2/12/2020	2,520.48	555170	02	OKLAHOMA COUNTY CONSERVATION DISTRICT
00059821	19001	3000001	2/12/2020	2,837.15	555170	08	OKLAHOMA COUNTY CONSERVATION DISTRICT
00059821	19001	3000001	2/12/2020	1,296.22	555170	12	OKLAHOMA COUNTY CONSERVATION DISTRICT
00059821	19001	3000001	2/12/2020	250.00	555170	63	OKLAHOMA COUNTY CONSERVATION DISTRICT
00059821	19001	3000001	2/12/2020	75.00	555170	68	OKLAHOMA COUNTY CONSERVATION DISTRICT
00059821	19001	3000001	2/12/2020	470.00	555170	74	OKLAHOMA COUNTY CONSERVATION DISTRICT
00059822	19001	3000001	2/12/2020	647.67	555170		OKLAHOMA COUNTY CONSERVATION DISTRICT
00059823	19001	3000001	2/12/2020	4,014.65	555170	05	TALIHINA CONSERVATION DISTRICT
00059823	19001	3000001	2/12/2020	120.00	555170	62	TALIHINA CONSERVATION DISTRICT
00059823	19001	3000001	2/12/2020	147.22	555170	71	TALIHINA CONSERVATION DISTRICT
00059823	19001	3000001	2/12/2020	277.01	555170	80	TALIHINA CONSERVATION DISTRICT
00059824	19001	3000001	2/12/2020	2,223.34	555170	09	LATIMER COUNTY CONSERVATION DISTRICT
00059824	19001	3000001	2/12/2020	75.76	555170	62	LATIMER COUNTY CONSERVATION DISTRICT
00059825	19001	3000001	2/12/2020	222.50	555170	75	MUSKOGEE COUNTY CONSERVATION DISTRICT
00059825	19001	3000001	2/12/2020	51.15	555170	83	MUSKOGEE COUNTY CONSERVATION DISTRICT
00059826	19001	3000001	2/12/2020	2,462.32	555170	01	KAY COUNTY CONSERVATION DISTRICT
00059826	19001	3000001	2/12/2020	2,697.54	555170	07	KAY COUNTY CONSERVATION DISTRICT
00059826	19001	3000001	2/12/2020	3,240.45	555170	11	KAY COUNTY CONSERVATION DISTRICT
00059826	19001	3000001	2/12/2020	95.97	555170	70	KAY COUNTY CONSERVATION DISTRICT
00059826	19001	3000001	2/12/2020	75.00	555170	76	KAY COUNTY CONSERVATION DISTRICT
00059826	19001	3000001	2/12/2020	315.69	555170	80	KAY COUNTY CONSERVATION DISTRICT
00059826	19001	3000001	2/12/2020	70.05	555170	81	KAY COUNTY CONSERVATION DISTRICT
00059827	19001	3000001	2/12/2020	2,870.85	555170	05	OSAGE COUNTY CONSERVATION DISTRICT
00059827	19001	3000001	2/12/2020	2,843.60	555170	11	OSAGE COUNTY CONSERVATION DISTRICT
00059827	19001	3000001	2/12/2020	51.16	555170	26	OSAGE COUNTY CONSERVATION DISTRICT
00059827	19001	3000001	2/12/2020	219.00	555170	73	OSAGE COUNTY CONSERVATION DISTRICT
00059827	19001	3000001	2/12/2020	27.32	555170	80	OSAGE COUNTY CONSERVATION DISTRICT
00059827	19001	3000001	2/12/2020	135.62	555170	83	OSAGE COUNTY CONSERVATION DISTRICT
00059828	19001	3000001	2/12/2020	2,322.17	555170	01	NOBLE COUNTY CONSERVATION DISTRICT
00059828	19001	3000001	2/12/2020	2,968.11	555170	09	NOBLE COUNTY CONSERVATION DISTRICT
00059828	19001	3000001	2/12/2020	782.23	555170	12	NOBLE COUNTY CONSERVATION DISTRICT
00059829	19001	3000001	2/12/2020	2,940.40	555170	02	LEFLORE COUNTY CONSERVATION DISTRICT
00059829	19001	3000001	2/12/2020	2,358.08	555170	05	LEFLORE COUNTY CONSERVATION DISTRICT

VOUCHER	FUND CLASS	DEPT	DATE	AMOUNT	ACCOUNT	SUB	PAYEE
00059830	19001	3000001	2/12/2020	2,695.59	555170	01	PAWNEE COUNTY CONSERVATION DISTRICT
00059830	19001	3000001	2/12/2020	75.00	555170	68	PAWNEE COUNTY CONSERVATION DISTRICT
00059830	19001	3000001	2/12/2020	100.00	555170	74	PAWNEE COUNTY CONSERVATION DISTRICT
00059830	19001	3000001	2/12/2020	67.72	555170	80	PAWNEE COUNTY CONSERVATION DISTRICT
00059831	19001	3000001	2/12/2020	2,948.36	555170	02	MCCLAIN COUNTY CONSERVATION DISTRICT
00059831	19001	3000001	2/12/2020	1,858.50	555170	07	MCCLAIN COUNTY CONSERVATION DISTRICT
00059831	19001	3000001	2/12/2020	98.00	555170	26	MCCLAIN COUNTY CONSERVATION DISTRICT
00059831	19001	3000001	2/12/2020	750.00	555170	61	MCCLAIN COUNTY CONSERVATION DISTRICT
00059831	19001	3000001	2/12/2020	102.00	555170	71	MCCLAIN COUNTY CONSERVATION DISTRICT
00059831	19001	3000001	2/12/2020	110.00	555170	72	MCCLAIN COUNTY CONSERVATION DISTRICT
00059831	19001	3000001	2/12/2020	24.75	555170	82	MCCLAIN COUNTY CONSERVATION DISTRICT
00059832	19001	3000001	2/12/2020	2,237.25	555170	01	NORTH FORK OF RED RIVER CONSERVATION
00059832	19001	3000001	2/12/2020	1,347.30	555170	12	NORTH FORK OF RED RIVER CONSERVATION
00059833	19001	3000001	2/12/2020	2,578.20	555170		DEWEY COUNTY CONSERVATION DISTRICT
00059833	19001	3000001	2/12/2020	2,692.54	555170	05	DEWEY COUNTY CONSERVATION DISTRICT
00059834	19001	3000001	2/12/2020	2,690.60	555170	11	GARFIELD CO CONSERVATION DISTRICT
00059834	19001	3000001	2/12/2020	1,071.55	555170	12	GARFIELD CO CONSERVATION DISTRICT
00059835	19001	3000001	2/12/2020	2,326.54	555170	08	CHEROKEE COUNTY CONSERVATION DISTRICT
00059835	19001	3000001	2/12/2020	2,838.47	555170	08	CHEROKEE COUNTY CONSERVATION DISTRICT
00059835	19001	3000001	2/12/2020	41.73	555170	71	CHEROKEE COUNTY CONSERVATION DISTRICT
00059836	19001	3000001	2/12/2020	2,261.17	555170	01	CIMARRON COUNTY CONSERVATION DISTRICT
00059836	19001	3000001	2/12/2020	143.48	555170	71	CIMARRON COUNTY CONSERVATION DISTRICT
00059836	19001	3000001	2/12/2020	18.39	555170	72	CIMARRON COUNTY CONSERVATION DISTRICT
00059837	19001	3000001	2/12/2020	3,044.72	555170	02	MAJOR COUNTY CONSERVATION DISTRICT
00059837	19001	3000001	2/12/2020	3,018.12	555170	09	MAJOR COUNTY CONSERVATION DISTRICT
00059837	19001	3000001	2/12/2020	65.38	555170	79	MAJOR COUNTY CONSERVATION DISTRICT
00059838	19001	3000001	2/12/2020	2,266.25	555170	01	CIMARRON COUNTY CONSERVATION DISTRICT
00059838	19001	3000001	2/12/2020	143.48	555170	71	CIMARRON COUNTY CONSERVATION DISTRICT
00059838	19001	3000001	2/12/2020	4.64	555170	72	CIMARRON COUNTY CONSERVATION DISTRICT
00058689	19901	3000001	1/31/2020	959.82	555170		OKLAHOMA COUNTY CONSERVATION DISTRICT
00058689	19901	3000001	1/31/2020	(959.82)	555170		OKLAHOMA COUNTY CONSERVATION DISTRICT
00059695	40000	3000001	1/23/2020	139.83	555170	86	DELAWARE CO CONSERVATION DISTRICT
00059750	40000	3000001	1/27/2020	45,500.00	555170		PAYNE COUNTY CONSERVATION FOUNDATION
00059763	40000	3000001	1/31/2020	139.83	555170	86	LINCOLN COUNTY CONSERVATION DISTRICT
00059764	40000	3000001	1/31/2020	612.50	555170		JACKSON COUNTY CONSERVATION DIST
00059773	40000	3000001	1/31/2020	139.83	555170	86	HASKELL COUNTY CONSERVATION DISTRICT
00059775	40000	3000001	1/31/2020	139.83	555170	86	JACKSON COUNTY CONSERVATION DIST
00059793	40000	3000001	2/6/2020	139.83	555170	86	MURRAY COUNTY CONSERVATION DISTRICT
00059798	40000	3000001	2/6/2020	139.83	555170	86	NORTH CADDO CONSERVATION DISTRICT
00059798	40000	3000001	2/6/2020	217.00	555170	91	NORTH CADDO CONSERVATION DISTRICT
00059799	40000	3000001	2/6/2020	155.00	555170	91	WEST CADDO CONSERVATION DISTRICT
00059801	40000	3000001	2/6/2020	139.83	555170	86	TILLMAN COUNTY CONSERVATION DISTRICT
00059802	40000	3000001	2/6/2020	139.86	555170	86	KINGFISHER COUNTY CONSERVATION DISTRICT
00059816	40000	3000001	2/12/2020	139.83	555170	86	ATOKA COUNTY CONSERVATION DISTRICT
00059817	40000	3000001	2/12/2020	139.83	555170	86	ARBUCKLE CONSERVATION DISTRICT
00059818	40000	3000001	2/12/2020	164.50	555170	91	WASHITA COUNTY CONSERVATION DISTRICT
00059821	40000	3000001	2/12/2020	139.83	555170	86	OKLAHOMA COUNTY CONSERVATION DISTRICT
00059823	40000	3000001	2/12/2020	139.83	555170	86	TALIHINA CONSERVATION DISTRICT
00059824	40000	3000001	2/12/2020	139.83	555170	86	LATIMER COUNTY CONSERVATION DISTRICT
00059825	40000	3000001	2/12/2020	139.83	555170	86	MUSKOGEE COUNTY CONSERVATION DISTRICT
00059829	40000	3000001	2/12/2020	139.83	555170	86	LEFLORE COUNTY CONSERVATION DISTRICT
00059831	40000	3000001	2/12/2020	139.83	555170	86	MCCLAIN COUNTY CONSERVATION DISTRICT
00059837	40000	3000001	2/12/2020	139.83	555170	86	MAJOR COUNTY CONSERVATION DISTRICT

245,506.23 **Field Services**

Abandoned Mine Land Reclamation

00059846	40000	4000001	2/12/2020	304.00	522150		AUTHORITY ORDER-PCARD
00059846	40000	4000001	2/12/2020	39.86	536130		AUTHORITY ORDER-PCARD
00059846	40000	4000001	2/12/2020	100.00	522150		AUTHORITY ORDER-PCARD
00059846	40000	4000001	2/12/2020	848.78	522110		AUTHORITY ORDER-PCARD
00059846	40000	4000001	2/12/2020	809.97	536150		AUTHORITY ORDER-PCARD

VOUCHER	FUND CLASS	DEPT	DATE	AMOUNT	ACCOUNT	SUB	PAYEE
00059753	40000	4000005	1/31/2020	99,987.50	545110		WEAVER EXCAVATING INC
00059754	40000	4000005	1/31/2020	82,032.50	545110		STEWART EXCAVATION LLC
00059755	40000	4000005	1/31/2020	1,140.20	515240		FREESE AND NICHOLS INC
00059782	40000	4000005	1/31/2020	4,300.00	515240		CEC CORPORATION
00059787	40000	4000005	2/7/2020	2,855.16	531600		OFFICE OF MANAGEMENT & ENTERPRISE SVCS
00059812	40000	4000005	2/6/2020	186.30	521110		ROGERS,VALERIE RENEE
00059843	40000	4000005	2/12/2020	74,100.00	545110		STEWART EXCAVATION LLC
00059846	40000	4000005	2/12/2020	269.99	536150		AUTHORITY ORDER-PCARD
00059785	40000	4000006	1/31/2020	16,347.50	545110		GARLAND DRILLING CO
PAYROLL		4000005		25,993.09	511110		DIVISION PAYROLL

309,314.85 **Abandoned Mine Land Reclamation**

Water Quality

00059251	40000	5000001	1/23/2020	2,366.03	532110		OFFICE OF MANAGEMENT & ENTERPRISE SVCS
00059680	40000	5000001	2/7/2020	2,132.33	532142		OFFICE OF MANAGEMENT & ENTERPRISE SVCS
00059680	40000	5000001	2/7/2020	461.63	534290		OFFICE OF MANAGEMENT & ENTERPRISE SVCS
00059680	40000	5000001	2/7/2020	29.22	522113		OFFICE OF MANAGEMENT & ENTERPRISE SVCS
00059743	40000	5000001	1/23/2020	106.32	555170		OTTAWA COUNTY CONSERVATION DISTRICT
00059780	40000	5000001	1/31/2020	55.00	521120		BOND,REBECCA E
00059781	40000	5000001	1/31/2020	41.34	521110		ROGERS,BRAD C
00059783	40000	5000001	1/31/2020	110.00	521120		SHAW,KIMBERLY R
00059784	40000	5000001	1/31/2020	68.75	521120		MILLER,CANDICE MARIE
00059796	40000	5000001	2/6/2020	1,345.56	555170		CREEK COUNTY CONSERVATION DISTRICT
00059797	40000	5000001	2/6/2020	400.00	555170		NORTH CADDO CONSERVATION DISTRICT
00059804	40000	5000001	2/13/2020	130.00	522131		LITTLE DIXIE COMMUNITY ACTION AGENCY INC
00059805	40000	5000001	2/10/2020	1,325.90	537190		HACH COMPANY
00059806	40000	5000001	2/6/2020	16,434.00	515290		DEPT OF AGRICULTURE FOOD & FORESTRY
00059844	40000	5000001	2/12/2020	23.00	531250		ALCOHOLIC BEVERAGE LAWS ENFORCEMENT
00059845	40000	5000001	2/12/2020	61.00	521230		STACY,BLANE W
00059846	40000	5000001	2/12/2020	1,054.52	532160		AUTHORITY ORDER-PCARD
00059846	40000	5000001	2/12/2020	1,406.00	522150		AUTHORITY ORDER-PCARD
00059846	40000	5000001	2/12/2020	74.50	515990		AUTHORITY ORDER-PCARD
00059846	40000	5000001	2/12/2020	12,459.99	515660		AUTHORITY ORDER-PCARD
00059846	40000	5000001	2/12/2020	1,865.00	522150		AUTHORITY ORDER-PCARD
00059846	40000	5000001	2/12/2020	42.85	531110		AUTHORITY ORDER-PCARD
00059846	40000	5000001	2/12/2020	55.00	531120		AUTHORITY ORDER-PCARD
00059846	40000	5000001	2/12/2020	125.20	531130		AUTHORITY ORDER-PCARD
00059846	40000	5000001	2/12/2020	201.50	533120		AUTHORITY ORDER-PCARD
00059846	40000	5000001	2/12/2020	124.04	533180		AUTHORITY ORDER-PCARD
00059846	40000	5000001	2/12/2020	227.45	537150		AUTHORITY ORDER-PCARD
00059846	40000	5000001	2/12/2020	21.02	537190		AUTHORITY ORDER-PCARD
00059846	40000	5000001	2/12/2020	438.77	542120		AUTHORITY ORDER-PCARD
00059846	40000	5000001	2/12/2020	75.00	522131		AUTHORITY ORDER-PCARD
00059846	40000	5000001	2/12/2020	300.00	522141		AUTHORITY ORDER-PCARD
00059846	40000	5000001	2/12/2020	6.42	533120		AUTHORITY ORDER-PCARD
00059846	40000	5000001	2/12/2020	600.00	515540		AUTHORITY ORDER-PCARD
00059846	40000	5000001	2/12/2020	1,031.50	515610		AUTHORITY ORDER-PCARD
00059846	40000	5000001	2/12/2020	4,558.20	515990		AUTHORITY ORDER-PCARD
00059846	40000	5000001	2/12/2020	691.70	522130		AUTHORITY ORDER-PCARD
00059846	40000	5000001	2/12/2020	268.00	522131		AUTHORITY ORDER-PCARD
PAYROLL		5000001		4,192.90	511110		DIVISION PAYROLL

54,909.64 **Water Quality**

Wetlands

00059846	40000	5000002	2/12/2020	175.00	531260		AUTHORITY ORDER-PCARD
00059846	40000	5000002	2/12/2020	315.00	522150		AUTHORITY ORDER-PCARD
00059846	40000	5000002	2/12/2020	1,600.00	522150		AUTHORITY ORDER-PCARD

VOUCHER	FUND CLASS	DEPT	DATE	AMOUNT	ACCOUNT	SUB	PAYEE
---------	---------------	------	------	--------	---------	-----	-------

2,090.00 **Wetlands**

Cost Share - Locally Led

00059758	25000	5000004	1/31/2020	1,748.03	555170		CHECOTAH CONSERVATION DISTRICT NO 20
00059759	25000	5000004	1/31/2020	7,659.25	555170		DEWEY COUNTY CONSERVATION DISTRICT
00059760	25000	5000004	1/31/2020	4,650.00	555170		GREER COUNTY CONSERVATION DIST
00059761	25000	5000004	1/31/2020	233.75	555170		PAWNEE COUNTY CONSERVATION DISTRICT
00059765	25000	5000004	1/31/2020	2,759.75	555170		MAYES COUNTY CONSERVATION DISTRICT
00059778	25000	5000004	1/31/2020	2,500.00	555170		MARSHALL COUNTY CONSERVATION DISTRICT
00059779	25000	5000004	1/31/2020	2,500.00	555170		MARSHALL COUNTY CONSERVATION DISTRICT
00059789	25000	5000004	2/6/2020	4,000.00	555170		SEMINOLE COUNTY CONSERVATION DISTRICT
00059800	25000	5000004	2/6/2020	3,000.00	555170		CREEK COUNTY CONSERVATION DISTRICT
00059803	25000	5000004	2/6/2020	2,200.00	555170		KONAWA CONSERVATION DISTRICT

31,250.78 **Cost Share - Locally Led**

ISD Data Processing

00059846	24500	8800010	2/12/2020	659.53	531130	21	AUTHORITY ORDER-PCARD
00059751	40000	8800010	1/29/2020	8,438.83	515370		OFFICE OF MANAGEMENT & ENTERPRISE SVCS
00059846	40000	8800010	2/12/2020	197.54	531130	11	AUTHORITY ORDER-PCARD
00059846	40000	8800010	2/12/2020	180.00	531250	11	AUTHORITY ORDER-PCARD
00059846	40000	8800010	2/12/2020	56.01	531130	41	AUTHORITY ORDER-PCARD
00059846	40000	8800010	2/12/2020	96.45	531130	45	AUTHORITY ORDER-PCARD
00059846	40000	8800010	2/12/2020	180.00	531250	51	AUTHORITY ORDER-PCARD
00059846	40000	8800010	2/12/2020	508.60	531130	51	AUTHORITY ORDER-PCARD

10,316.96 **ISD Data Processing**

966,616.23 **Total Claims Paid**

See the highlighted transaction: Will be corrected next month.

**OKLAHOMA CONSERVATION COMMISSION
PURCHASE CARD TRANSACTIONS
JANUARY, 2020**

Cardholder	Date	Amount	Payee	Fund Class	Department- Program	Account	Sub	Description
Administration								
Mitch	1/16/2020	\$28.11	OKDMVCLASSENTAGENCY	1000-40000	1000001-B0202	522150		Payment of titling new 2019 Equinox
Erin	1/3/2020	\$2,091.00	SQ OKLAHOMA ASSOCI	1000-19001	1000001-NP000	522150		Registration for Area Meetings & Facilitation Fee
Erin	1/17/2020	\$124.80	STAPLES	1000-19001	1000001-NP000	536140		Office Supplies
Erin	1/24/2020	\$218.36	CAPITAL PLAZA HOTEL TO	1000-40000	1000001-NP000	522130		1 Night in Topeka, KS: Trey Lam
Mitch	1/15/2020	\$974.21	PIKEPASS RECYCLING	1000-40000	1000001-NP000	522113		Payment of October-December 2019 invoices
Erin	1/3/2020	\$76.00	SQ OKLAHOMA ASSOCI	1000-40000	1000004-NP000	522150		Registration for Area Meetings
		\$3,512.48	Administration					
Watershed Operation & Maintenance								
Erin	1/3/2020	\$608.00	SQ OKLAHOMA ASSOCI	1000-24500	2000001-B0001	522150		Registration for Area Meetings
Erin	1/10/2020	\$171.74	OG&E/USPAYMENTSBILLPAY	1000-24500	2000001-B0201	531370		Electric Service for Pauls Valley Shop
Erin	1/10/2020	\$16.13	TPG PaulsValleyUtilities	1000-24500	2000001-B0201	531350		Sanitation Service for Pauls Valley Shop
Erin	1/13/2020	\$72.85	PSO TELPAY	1000-24500	2000001-B0201	531370		Electric Service for Chickasha Shop
Erin	1/13/2020	\$43.19	PSO TELPAY	1000-24500	2000001-B0201	531370		Electric Service for Clinton Shop
Erin	1/16/2020	\$173.60	FSI CENTERPOINT ENERGY	1000-24500	2000001-B0201	531360		Gas Service for Chickasha Shop
Erin	1/16/2020	\$37.29	OKLAHOMA NATURAL GAS	1000-24500	2000001-B0201	531360		Gas Service for Pauls Valley Shop
		\$1,122.80	Watershed Operation & Maintenance					
Abandoned Mine Land Reclamation								
Erin	1/3/2020	\$304.00	SQ OKLAHOMA ASSOCI	1000-40000	4000001-NP000	522150		Registration for Area Meetings
Dianne	1/8/2020	\$9.00	AGENT FEE 8900793427623	1000-40000	4000001-NP000	522110		AGENT FEE 8900793427623 - NAAMLP Conf in WV - Toole
Dianne	1/8/2020	\$415.39	AMERICAN AIR0017487836463	1000-40000	4000001-NP000	522110		AMERICAN AIR0017487836463 - NAAMLP Conf in WV - Toole
Dianne	1/8/2020	\$9.00	AGENT FEE 8900793435325	1000-40000	4000001-NP000	522110		AGENT FEE 8900793435325 - NAAMLP Conf in WV - Sharp
Dianne	1/8/2020	\$415.39	AMERICAN AIR0017487836465	1000-40000	4000001-NP000	522110		AMERICAN AIR0017487836465 - NAAMLP Conf in WV - Sharp
Dianne	1/8/2020	\$100.00	EB 2020 OKLAHOMA NATU	1000-40000	4000001-NP000	522150		EB 2020 OKLAHOMA NATU - registration to ONRC conference - Toole
Dianne	1/10/2020	\$19.96	AMZN Mktp US NJ8SR9AX3	1000-40000	4000001-NP000	536130		AMZN Mktp US NJ8SR9AX3 - earbuds for webinars
Dianne	1/24/2020	\$809.97	VALLEY LASER	1000-40000	4000001-NP000	536150		VALLEY LASER - toner - Ireton
Dianne	1/29/2020	\$19.90	AMZN Mktp US 169JS6X43	1000-40000	4000001-NP000	536130		AMZN Mktp US 169JS6X43 - acrylic triangle
Dianne	1/24/2020	\$269.99	VALLEY LASER	1000-40000	4000005-NP000	536150		VALLEY LASER - toner - Roye
		\$2,372.60	Abandoned Mine Land Reclamation					

Cardholder	Date	Amount	Payee	Fund Class	Department- Program	Account	Sub	Description
Water Quality								
Amy	1/9/2020	\$915.00	NOTILL ON THE PLAIN	1000-40000	5000001-B0201	522150		NOTILL ON THE PLAIN - split (\$285) administration and \$630 (20-6)
Amy	1/10/2020	\$100.00	EB 2020 OKLAHOMA NATU	1000-40000	5000001-B0201	522150		EB 2020 OKLAHOMA NATU - Purchase (20-6)
Amy	1/10/2020	\$500.00	SQ 731572740	1000-40000	5000001-B0201	522150		Registration for Grazing Land Coalition (20-6)
Amy	1/31/2020	\$138.34	HYATT REGENCY WICHITA	1000-40000	5000001-B0201	522130		HYATT REGENCY WICHITA - Purchase
Amy	1/31/2020	\$276.68	HYATT REGENCY WICHITA	1000-40000	5000001-B0201	522130		HYATT REGENCY WICHITA - Purchase
Amy	1/31/2020	\$276.68	HYATT REGENCY WICHITA	1000-40000	5000001-B0201	522130		HYATT REGENCY WICHITA - Purchase
Becky	1/8/2020	\$85.00	EB 2020 OK ENVIRONMEN	1000-40000	5000001-B0201	515610		Exhibit for Blue Thumb at 2020 EE Expo
Becky	1/8/2020	\$320.00	EB 2020 OK ENVIRONMEN	1000-40000	5000001-B0201	515610		2020 EE Expo registration for 5 BT staff members and 3 BT volunteers
Becky	1/10/2020	\$500.00	EB 2020 OKLAHOMA NATU	1000-40000	5000001-B0201	515610		Natural Resources Conference registration for 5 Blue Thumb staff members
Becky	1/13/2020	\$98.82	AMZN Mktg US CE45H13J3	1000-40000	5000001-B0201	542120		Heavy weight copy paper for Blue Thumb training flyers and public outreach
Becky	1/16/2020	\$96.00	HOLIDAY INN EXPRESS	1000-40000	5000001-B0201	522131		Lodging for B. Zawalski for 1 night at Holiday Inn Express Clinton
Becky	1/23/2020	\$126.50	WALKER COMPANIES	1000-40000	5000001-B0201	515610		Replacement stamp for WQ data sheets and tasking invoices (20-6)
Becky	1/24/2020	\$39.96	AMZN Mktg US IV9UQ97J3	1000-40000	5000001-B0201	542120		Funnels for BT test kits
Becky	1/29/2020	\$299.99	Amazon.com 9M5NF5NS3	1000-40000	5000001-B0201	542120		Printer for Bristow office to print public outreach materials
Becky	1/31/2020	\$49.50	CONTAINER SUPPLY	1000-40000	5000001-B0201	537150		Gallon DI water jugs for volunteer monitors
Brooks	1/7/2020	\$62.60	ATT BILL PAYMENT	1000-40000	5000001-B0201	531130		Monthly internet service for Brooks Trammell at CCCD
Brooks	1/7/2020	\$124.04	SOUTH CENTRAL INDUSTRIES	1000-40000	5000001-B0201	533180		Bathroom and cleaning supplies - Bristow Office
Brooks	1/10/2020	\$55.00	USPS PO 3961320024	1000-40000	5000001-B0201	531120		100 Forever Stamps
Brooks	1/15/2020	\$5.79	CASEYS GEN STORE 3412	1000-40000	5000001-B0201	537190		20 lb bag of ice
Brooks	1/17/2020	\$3.98	QT 52	1000-40000	5000001-B0201	537190		large bag of ice
Brooks	1/28/2020	\$62.60	ATT BILL PAYMENT	1000-40000	5000001-B0201	531130		Monthly internet service - Brooks Trammell
Edward	1/3/2020	\$1,500.00	DCAM CENTRAL PRINTING	1000-40000	5000001-B0201	515990		DCAM CENTRAL PRINTING - Purchase Pamphlets and brochures for Blue Thumb trainings 20-195
Edward	1/6/2020	\$1,054.52	STANDLEY SYSTEMS LLC	1000-40000	5000001-B0201	532160		STANDLEY SYSTEMS LLC - Purchase Copier for office IDC
Edward	1/9/2020	\$50.00	DCAM PURCHASING	1000-40000	5000001-B0201	515990		DCAM PURCHASING - Purchase Food for thought series for Ed 20-6
Edward	1/10/2020	\$74.50	EUREKA WATER COMPANY	1000-40000	5000001-B0201	515990		EUREKA WATER COMPANY - Purchase Water for office IDC
Edward	1/14/2020	\$8.20	QUALITY WATER SERVICES	1000-40000	5000001-B0201	515990		QUALITY WATER SERVICES - Purchase Water for Bristow office 19-191
Edward	1/14/2020	\$42.85	NICHOLS HILLS PACK AND SH	1000-40000	5000001-B0201	531110		NICHOLS HILLS PACK AND SH - Purchase shipping samples 19-191
Edward	1/15/2020	\$3,000.00	KEEP OKLAHOMA BEAUTIFUL	1000-40000	5000001-B0201	515990		KEEP OKLAHOMA BEAUTIFUL - Purchase Sponsorship at KOB to honor Tulsa volunteers 19-192

Cardholder	Date	Amount	Payee	Fund Class	Department- Program	Account	Sub	Description
Edward	Crall	1/16/2020	\$12,459.99	GCFA	1000-40000	5000001-B0201		GCFA - Purchase Lake Hudson WBP contract payment 19-190
Edward	Crall	1/30/2020	\$600.00	TAKAGI CONSULTING	1000-40000	5000001-B0201		TAKAGI CONSULTING - Purchase Employee trainign workshop speaker 20-6
Jason	Ramming	1/10/2020	\$129.99	AMZN Mktp US QP6XR3D23	1000-40000	5000001-B0201		AMZN Mktp US QP6XR3D23 - rangefinder for habitat assessments
Jason	Ramming	1/10/2020	\$47.96	AMZN Mktp US DN2EW1MT3	1000-40000	5000001-B0201		AMZN Mktp US DN2EW1MT3 - fuses for electroshocker
Jason	Ramming	1/17/2020	\$201.50	SMITH-ROOT, INC.	1000-40000	5000001-B0201		SMITH-ROOT, INC. - repair of electro-fisher
Jason	Ramming	1/29/2020	\$2.49	LOVE S COUNTRY00002485	1000-40000	5000001-B0201		LOVE S COUNTRY00002485 - ice for samples
Kim	Shaw	1/29/2020	\$172.00	HAMPTON INN & SUITES	1000-40000	5000001-B0201		Kim Shaw - 102260 - two nights - below GSA rate - HAMPTON INN & SUITES Stillwater
Shelby	Burridge	1/7/2020	\$4.38	PHILLIPS 66 - ONCUE 0101	1000-40000	5000001-B0201		Ice - 2 bags (20-7)
Shelby	Burridge	1/8/2020	\$4.38	PHILLIPS 66 - ONCUE 0101	1000-40000	5000001-B0201		Ice - 2 bags (20-7)
Shelby	Burridge	1/20/2020	\$350.00	AGRS - VIZWAT	1000-40000	5000001-B0201		Advanced SWAT Workshop Registration (20-6)
Joseph	Dyer	1/22/2020	\$300.00	EB 2020 OKLAHOMA NATU	1000-40000	5000001-B0202		3 OKNRC registration fees
Joseph	Dyer	1/28/2020	\$6.42	PHILLIPS 66 - EZ GO #43	1000-40000	5000001-B0202		Ice 19-191
Joseph	Dyer	1/30/2020	\$75.00	QUALITY INN	1000-40000	5000001-B0202		1 night hotel stay 19-191
Erin	Ely	1/3/2020	\$1,406.00	SQ OKLAHOMA ASSOCI	1000-40000	5000001-NP000		Registration for Area Meetings
Brooks	Tramell	1/7/2020	\$800.00	WETLAND TRAINING INSTI	1000-40000	5000002-B0201		WETLAND TRAINING INSTI - Wetland Training Course
Brooks	Tramell	1/7/2020	\$800.00	WETLAND TRAINING INSTI	1000-40000	5000002-B0201		Tuition - Dan Dvoretz
Brooks	Tramell	1/24/2020	\$175.00	PAYPAL ASWM	1000-40000	5000002-B0201		Sarah Gilmer
Brooks	Tramell	1/24/2020	\$315.00	PAYPAL ASWM	1000-40000	5000002-B0201		Annual agency membership - Association of State Wetland Managers
Brooks	Tramell	1/24/2020	\$315.00	PAYPAL ASWM	1000-40000	5000002-B0201		Early bird registration for Association of State Wetland Managers Annual State/Tribal/Federal Coordination Meeting - Sarah Gilmer
ISD Data Processing								
			\$27,716.66	Water Quality				
Clancy	Green	1/7/2020	\$197.54	AT&T PREMIER EBIL	1000-40000	88000010-NP000	11	AT&T PREMIER EBIL - Monthly Agency Cell Phone Bill - Admin, ending 12-13-19
Clancy	Green	1/7/2020	\$56.01	AT&T PREMIER EBIL	1000-40000	88000010-NP000	41	AT&T PREMIER EBIL - Monthly Agency Cell Phone Bill - AML Admin, ending 12-13-2019
Clancy	Green	1/7/2020	\$96.45	AT&T PREMIER EBIL	1000-40000	88000010-NP000	45	AT&T PREMIER EBIL - Monthly Agency Cell Phone Bill - AML Project Cost, ending 12-13-2019
Clancy	Green	1/7/2020	\$508.60	AT&T PREMIER EBIL	1000-40000	88000010-NP000	51	AT&T PREMIER EBIL - Monthly Agency Cell Phone Bill - WQ, ending 12-13-2019
Clancy	Green	1/7/2020	\$403.97	AT&T PREMIER EBIL	1000-24500	88000010-NP000	21	AT&T PREMIER EBIL - Monthly Agency Cell Phone Bill - CPD, ending 12-13-2019
Clancy	Green	1/30/2020	\$180.00	UBERCONFERENCE	1000-40000	88000010-NP000	11	UBERCONFERENCE - Admin 1/2 of cost to Purchase annual business subscription w/ toll free number

Cardholder	Date	Amount	Payee	Fund Class	Department- Program	Account	Sub	Description
Clancy	Green							
Erin	Ely	\$180.00	UBERCONFERENCE	1000-40000	88000010-NP000	531250	51	UBERCONFERENCE - WQ 1/2 of cost to Purchase
Erin	Ely	\$83.46	ATT BILL PAYMENT	1000-24500	88000010-NP000	531130	21	annual business subscription w/ toll free number
Erin	Ely	\$108.59	ATT BUS PHONE PMT	1000-24500	88000010-NP000	531130	21	Internet Service for rPauls Valley Shop
Erin	Ely	\$63.51	ATT BILL PAYMENT	1000-24500	88000010-NP000	531130	21	Business Phone for Janet Stewart
								Internet Service for Chickasha Shop
		\$1,878.13	ISD Data Processing					
		\$36,602.67	Total Purchase Card Expenditures					

OKLAHOMA CONSERVATION COMMISSION
PROGRAM REVENUE SUMMARY
JANUARY 2020

DIVISION		PERIOD RECEIPTS		YEAR TO DATE REVENUE
ADMINISTRATION	10			59,298.50
CONSERVATION PROGRAMS	20	20.00		718,861.22
DISTRICTS	30	56,378.90		311,720.63
ABANDONED MINE LANDS	40	176,339.39		1,258,532.48
WATER QUALITY	50	13,750.00		1,156,840.54
IT / GIS	88	17,850.77		17,850.77
TOTAL DIVISIONS		264,339.06		3,523,104.14
APPROPRIATED FUNDS		1,036,485.00		6,218,910.00
AGENCY TOTAL		1,300,824.06		9,742,014.14



State of Oklahoma
Office of State Finance
Allotment Budget and Available Cash
As Of February 27,2020

2/27/2020
10:51:54 AM
Page 1

<u>Business</u>	<u>Unit</u>	<u>Class</u>	<u>Dept</u>	<u>Bud Ref</u>	<u>Allocations</u>	<u>Pre Encumbered</u>	<u>Encumbered</u>	<u>Current Yr Exp</u>	<u>Prior Yr Exp</u>	<u>Allotment Budget</u>	<u>Available Cash</u>
64500	190										1,117,948.48
		19001	10	20	462,434.00	.00	27,429.86	330,799.18	.00	104,204.96	
		19001	20	20	5,260,001.00	.00	1,992,311.96	3,172,054.16	.00	95,634.88	
		19001	30	20	5,715,379.00	.00	2,248,749.30	3,359,684.69	.00	106,945.01	
		19001	50	20	1,000,001.00	.00	.00	311,393.49	.00	688,607.51	
					12,437,815.00		4,268,491.12	7,173,931.52		995,392.36	
	198										0.00
		19801	10	18	2,708,920.00	.00	.00	435.17	2,708,484.83	.00	
		19801	20	18	584,976.47	.00	.00	.00	584,976.47	.00	
		19801	30	18	4,972,925.00	.00	.00	.00	4,972,925.00	.00	
		19801	50	18	460,000.00	.00	.00	.00	460,000.00	.00	
		19801	88	18	15,000.00	.00	.00	.00	15,000.00	.00	
		19811	20	19	915,023.53	.00	.00	915,023.53	.00	.00	
					9,656,845.00			915,458.70	8,741,386.30		
	199										0.00
		19901	10	19	618,370.00	.00	.00	123,629.56	494,740.44	.00	
		19901	20	19	3,720,631.00	.00	.00	911,187.78	2,809,443.22	.00	
		19901	30	19	4,873,744.00	.00	.00	537,108.31	4,336,635.69	.00	
		19901	50	19	472,851.00	.00	.00	28,814.01	444,036.99	.00	
		19901	88	19	40,000.00	.00	.00	11,384.03	28,615.97	.00	
					9,725,596.00			1,612,123.69	8,113,472.31		
	200										203,802.39



State of Oklahoma
Office of State Finance
Allotment Budget and Available Cash
As Of February 27,2020

2/27/2020
10:51:54 AM
Page 2

<u>Business Unit</u>	<u>Class</u>	<u>Dept</u>	<u>Bud Ref</u>	<u>Allocations</u>	<u>Pre Encumbered</u>	<u>Encumbered</u>	<u>Current Yr Exp</u>	<u>Prior Yr Exp</u>	<u>Allotment Budget</u>	<u>Available Cash</u>
64500	205									16,479.29
	20500	10	18	2,100.00	.00	33.00	.00	67.00	2,000.00	
	20500	10	19	2,100.00	.00	.00	.00	432.00	1,668.00	
	20500	10	20	600.00	.00	135.00	441.00	.00	24.00	
				4,800.00		168.00	441.00	499.00	3,692.00	
	210									7.40
	215									0.42
	220									20,200.83
	22000	50	18	29,000.00	.00	1,000.00	.00	15,700.07	12,299.93	
	22000	50	19	12,000.00	.00	1,000.00	.00	.00	11,000.00	
	22000	50	20	10,000.00	.00	1,000.00	.00	.00	9,000.00	
				51,000.00		3,000.00		15,700.07	32,299.93	
	245									776,919.45
	24500	10	18	15,000.00	.00	3,311.33	.00	1,357.34	10,331.33	
	24500	10	20	60,000.00	.00	.00	250.00	.00	59,750.00	
	24500	20	18	1,292,648.00	.00	689.08	.00	759,368.96	532,589.96	
	24500	20	19	229,285.00	.00	.01	(63,152.86)	102,599.89	189,837.96	
	24500	20	20	427,035.00	.00	86,164.88	60,772.57	.00	280,097.55	
	24500	30	18	47,500.00	.00	.00	.00	11,309.85	36,190.15	
	24500	30	19	12,000.00	.00	.00	.00	.00	12,000.00	
	24500	30	20	11,000.00	.00	.00	.00	.00	11,000.00	
	24500	40	18	8,765.00	.00	.00	.00	.00	8,765.00	



State of Oklahoma
Office of State Finance
Allotment Budget and Available Cash
As Of February 27,2020

2/27/2020
10:51:54 AM
Page 3

<u>Business Unit</u>	<u>Class</u>	<u>Dept</u>	<u>Bud Ref</u>	<u>Allocations</u>	<u>Pre Encumbered</u>	<u>Encumbered</u>	<u>Current Yr Exp</u>	<u>Prior Yr Exp</u>	<u>Allotment Budget</u>	<u>Available Cash</u>
64500	245									776,919.45
24500	40	19		8,765.00	.00	.00	.00	8,764.98	.02	
24500	50	18		374,000.00	5,990.37	37,346.95	.00	237,749.91	92,912.77	
24500	50	19		124,000.00	.00	.00	2,668.67	26,534.84	94,796.49	
24500	50	20		60,000.00	.00	31,775.95	28,224.05	.00	.00	
24500	88	18		126,360.00	.00	5,523.38	.00	2,673.52	118,163.10	
24500	88	19		15,325.00	.00	.00	301.45	4,488.56	10,534.99	
24500	88	20		16,000.00	.00	.00	11,090.39	.00	4,909.61	
				2,827,683.00	5,990.37	164,811.58	40,154.27	1,154,847.85	1,461,878.93	7,115,045.68
25000	20	18		325,070.00	.00	.00	.00	104,061.24	221,008.76	
25000	20	19		209,000.00	.00	.00	(168,016.54)	168,016.54	209,000.00	
25000	20	20		40,983.00	.00	.00	.00	.00	40,983.00	
25000	30	18		788,310.00	.00	.00	.00	524,794.88	263,515.12	
25000	30	19		788,310.00	.00	.00	(188,303.13)	788,310.00	188,303.13	
25000	30	20		788,310.00	.00	.00	768,805.27	.00	19,504.73	
25000	50	18		2,622,000.00	.00	.00	.00	1,618,924.71	1,003,075.29	
25000	50	19		2,900,000.00	.00	16,234.89	269,183.89	1,385,453.23	1,229,127.99	
25000	50	20		2,688,470.00	.00	1,905,225.80	727,015.70	.00	56,228.50	
				11,150,453.00		1,921,460.69	1,408,685.19	4,589,560.60	3,230,746.52	0.00
25500	10	18		60,960.00	.00	.00	.00	60,960.00	.00	
25500	10	19		60,280.00	.00	.00	60,280.00	.00	.00	



State of Oklahoma
Office of State Finance
Allotment Budget and Available Cash
As Of February 27,2020

2/27/2020
10:51:54 AM
Page 4

<u>Business Unit</u>	<u>Class</u>	<u>Dept</u>	<u>Bud Ref</u>	<u>Allocations</u>	<u>Pre Encumbered</u>	<u>Encumbered</u>	<u>Current Yr Exp</u>	<u>Prior Yr Exp</u>	<u>Allotment Budget</u>	<u>Available Cash</u>
64500	255									0.00
	25500	10	20	69,000.00	.00	65,000.00	.00	.00	4,000.00	
				190,240.00		65,000.00	60,280.00	60,960.00	4,000.00	
	400									12,149,184.26
	40000	10	18	204,796.00	.00	10,773.76	(435.17)	125,602.05	68,855.36	
	40000	10	19	198,897.00	.00	875.01	2,265.66	74,988.97	120,767.36	
	40000	10	20	306,516.00	.00	155,083.44	92,212.61	.00	59,219.95	
	40000	20	18	5,602,416.07	.00	218,007.36	(1,034,727.58)	4,728,420.09	1,690,716.20	
	40000	20	19	13,885,427.00	.00	1,089,803.85	40,554.83	1,545,420.22	11,209,648.10	
	40000	20	20	5,557,434.00	355,870.00	459,292.69	1,263,067.21	.00	3,479,204.10	
	40000	30	18	777,410.00	.00	.00	861.00	504,081.06	272,467.94	
	40000	30	19	1,245,168.00	.00	.00	126,603.30	484,543.04	634,021.66	
	40000	30	20	2,267,696.00	.00	54,839.10	319,716.15	.00	1,893,140.75	
	40000	40	18	7,774,150.00	.00	16,018.41	134,652.12	2,573,009.96	5,050,469.51	
	40000	40	19	7,113,906.00	.00	804,209.63	397,184.71	998,001.11	4,914,510.55	
	40000	40	20	4,045,380.00	.00	761,179.22	791,300.71	.00	2,492,900.07	
	40000	50	18	3,414,270.00	.00	749,315.87	17,975.27	2,469,575.45	177,403.41	
	40000	50	19	4,086,593.00	.00	1,009,300.18	103,049.81	2,366,393.67	607,849.34	
	40000	50	20	3,730,746.00	.00	1,490,999.59	1,874,092.22	.00	365,654.19	
	40000	88	18	245,078.00	.00	37,222.87	.00	111,426.28	96,428.85	
	40000	88	19	370,528.00	.00	33,925.65	52,743.16	190,829.28	93,029.91	
	40000	88	20	456,900.00	.00	342,351.98	96,640.18	.00	17,907.84	
				61,283,311.07	355,870.00	7,233,198.61	4,277,756.19	16,172,291.18	33,244,195.09	



State of Oklahoma
Office of State Finance
Allotment Budget and Available Cash
As Of February 27,2020

2/27/2020
10:51:54 AM
Page 5

<u>Business Unit</u>	<u>Class</u>	<u>Dept</u>	<u>Bud Ref</u>	<u>Allocations</u>	<u>Pre Encumbered</u>	<u>Encumbered</u>	<u>Current Yr Exp</u>	<u>Prior Yr Exp</u>	<u>Allotment Budget</u>	<u>Available Cash</u>
64500	405									0.00
	40500	20	18	<u>156,682.93</u>	.00	.00	.00	.00	<u>156,682.93</u>	
	415			<u>156,682.93</u>					<u>156,682.93</u>	0.52
	41500	20	18	<u>133,774.00</u>	.00	.00	.00	<u>133,774.00</u>	.00	
	424			<u>133,774.00</u>				<u>133,774.00</u>		0.69
	425									187,880.98
	700									217,932.21
	70000	30	18	300,000.00	.00	.00	.00	300,000.00	.00	
	70000	30	19	350,000.00	.00	.00	4,346.26	343,241.20	2,412.54	
	70000	30	20	<u>400,000.00</u>	.00	<u>27,531.76</u>	<u>163,377.30</u>	.00	<u>209,090.94</u>	
	994			<u>1,050,000.00</u>		<u>27,531.76</u>	<u>167,723.56</u>	<u>643,241.20</u>	<u>211,503.48</u>	(117.05)
Business Unit Totals				<u>108,668,200.00</u>	<u>361,860.37</u>	<u>13,683,661.76</u>	<u>15,656,554.12</u>	<u>39,625,732.51</u>	<u>39,340,391.24</u>	<u>21,805,285.55</u>



State of Oklahoma
Office of State Finance
Allotment Budget and Available Cash
As Of February 27,2020

2/27/2020
10:51:54 AM
Page 6

<u>Business</u>	<u>Unit</u>	<u>Class</u>	<u>Dept</u>	<u>Bud Ref</u>	<u>Allocations</u>	<u>Pre Encumbered</u>	<u>Encumbered</u>	<u>Current Yr Exp</u>	<u>Prior Yr Exp</u>	<u>Allotment Budget</u>	<u>Available Cash</u>
Grand Totals					108,668,200.00	361,860.37	13,683,661.76	15,656,554.12	39,625,732.51	39,340,391.24	21,805,285.55

OCC AGREEMENTS FOR CONSIDERATION

OCC ID	PARTY	NO	PURPOSE	AMENDMENT PURPOSE	BEGIN DATE	END DATE	AMOUNT TO OCC	AMOUNT FROM OCC	FUNDING SOURCE
a	Natural Resources Conservation Service	NR207335XXXXC003 (OCC-609)	Remedial repairs on Quartermaster Site 19B in Custer County and Kadashan Bottoms Channel in Wagoner County.		3/2/2020	9/30/2023	\$1,207,500		Federal Funds (NRCS)
b	Natural Resources Conservation Service	68-7335-17-023 (OCC-525)	To partner with NRCS to hire a position that will serve as a liaison between OCC and NRCS for addressing water quality need in Oklahoma. The liaison will coordinate and lead efforts to develop watershed plans that meet both NRCS and OCC needs.	Amendment 2: Adds \$110,000 to the agreement and extends to 9/30/2022	10/1/2017	9/30/2022	\$110,000		Federal Funds (NRCS)

OUT OF STATE TRAVEL REQUESTS

OCC ID	DATES	SPONSOR	NAME OF MEETING	LOCATION	ATTENDANCE	EST COST	FUNDING SOURCE
a	April 21-24, 2020	Environmental Protection Agency	2020 EPA National Recreational Water Quality Workshop	Chicago, Illinois	Rebecca Bond	\$1,654.00	Federal Funds (EPA 319)
b	May 10 - 14, 2020	National Association of State Conservation Agencies	Annual Board of Directors Meeting	York, Maine	Trey Lam	\$1,554.00	400 Funds (indirect)
c	April 6-8, 2020	Office of Surface Mining Reclamation and Enforcement	eAMLIS Training	Kansas City, MO	Robert Toole, Dianne Ireton	\$1,900.00	400 Funds (Dept. of Interior)
d	May 19-21, 2020	Office of Surface Mining Reclamation and Enforcement	Coalfield Communications: How to get it Right	Denver, Colorado	Tracy Reeder	\$0.00	Federal Funds (OSMRE)
e	May 19-21, 2020	Office of Surface Mining Reclamation and Enforcement	Mobile Devices for SMCRA	Jasper, Alabama	Trampas Tripp	\$0.00	Federal Funds (OSMRE)

RECOMMENDATION FOR APPOINTMENT OF CONSERVATION DISTRICT DIRECTOR

DISTRICT	NAME	SUCCEEDS	TERM EXPIRES	# OF MTGS	POS#
Deer Creek	Tim Frymire	Bertha Miller	June 30, 2021	---	A

FY 2021

Executive Budget

Governor
J. Kevin Stitt

February 3, 2020





J. Kevin Stitt
Office of the Governor
State of Oklahoma

To the Citizens of the Great State of Oklahoma and the Oklahoma Legislature:

I promised Oklahomans a new level of accountability and transparency, and we certainly delivered on that during the first year of our administration. We signed into law legislation that forces five of the 12 largest agencies to answer to the executive branch. We requested several performance and financial audits and moved the state's online budget transparency ranking to seventh place at the end of 2019 – a significant move from 47th in 2018.

To organize both a short-term and long-term financial strategy, we must again look at all taxpayer dollars going to state government. Under the Financial Condition summary, the appropriated dollars, which make up 40% of the budget, reflect fiscal year 2020 data. Federal dollars, also 40% of the budget, reflect the most current data available, which is from fiscal year 2018. Apportionment/fees are numbers provided directly from agencies and are not yet confirmed by audits. My budget is a starting point, and my vision is for it to become a solid reference moving forward to understand the core operations of state government.

In this budget packet, I have also included revised agencies' key performance measures, being used to monitor progress toward Top Ten goals. For the first time in Oklahoma history, my budget staff, cabinet secretaries, and agency directors have collaborated on actual metrics to which taxpayers can hold state government accountable.

My budget plan keeps most appropriated dollars flatlined across the agencies for fiscal year 2021. I have paid particular attention to fiscal year 2020 one-time expenses to make sure we do not continue the decades old practice of just rolling over all of last year's spending plan into a new, higher base. And, I continue to focus on savings while we appear to be at a revenue peak, casting a bold vision to reach \$2 billion in savings. If we hold the line this year, we will be well-positioned in future years to invest in a strategic and sustainable manner while remaining competitive with low-tax states.

Our purpose is to change the future for all 4 million Oklahomans. This requires us, as public servants, to be good listeners, continuous learners, committed communicators, and bold leaders. Our vision is to make Oklahoma a Top Ten state. I am hopeful for the year ahead and look forward to working with the Legislature, statewide elected officials, and the people of Oklahoma to move the needle in our great state.

Let's get to work!

A handwritten signature in black ink, appearing to read "Kevin Stitt".

J. Kevin Stitt
Governor of Oklahoma



Mike Mazzei
Secretary of Budget
State of Oklahoma

February 3, 2020

Dear Governor Stitt:

Please accept this, your Executive Budget for the Fiscal Year 2021. The budget is balanced as required by law. This document is available on the internet by accessing <https://omes.ok.gov/services/budget>.

Per your instructions, the Executive Budget includes an overview of the overall financial condition of the State of Oklahoma. By assessing the current status and trends of revenues, expenditures, liabilities, and assets, we can better develop a sustainable financial strategy for the people of Oklahoma and develop priorities to improve core services. We specifically want to prioritize more opportunities and jobs for the hardworking people of Oklahoma while also protecting taxpayers with a higher level of accountability and transparency.

State agency administrators and their staffs provided information necessary for this budget report. The budget development process included your cabinet secretaries, agency directors, and your staff. This high level of collaboration has led to vastly improved key performance measures for state agencies to pursue Top Ten goals.

We are excited about the state's improved financial sustainability, which has been recognized nationally by Moody's Investor Service. Going forward, to pursue a higher credit rating, we suggest three primary criteria for the state's fiscal year 2021 budget strategy: increase reserves, restrain growth in recurring expenses which would structurally imbalance the budget, and diversify Oklahoma's economy.

We want to thank the Office of Management and Enterprise Services Budget staff and analysts who spent countless hours preparing your Executive Budget. We appreciate their hard work and dedication.

Respectfully,

A handwritten signature in black ink, reading "Mike Mazzei".

Mike Mazzei
Secretary of Budget

OKLAHOMA OFFICE OF MANAGEMENT AND ENTERPRISE SERVICES

February 3, 2020

**Citizens of the State of Oklahoma
Members of the Second Regular Session
of the 57th Legislature**

FY 2021 EXECUTIVE BUDGET and HISTORICAL INFORMATION

Governor J. Kevin Stitt's FY 2021 budget consists of his budget recommendations to the 2020 Legislature, as well as a discussion of state revenues, a summary of his proposed budget, and explanations of budget recommendations for state agencies. This document is available on the internet. It can be viewed by accessing the Oklahoma homepage, the homepage of the Office of the Governor, or the homepage of the Office of Management and Enterprise Services. The Oklahoma homepage address is: <http://www.ok.gov>.



**2401 N. Lincoln Blvd., Room 118, Oklahoma City, OK 73105-4801
Telephone 405-521-2141 FAX 405-521-3902**

Executive Summary



Governor's Executive Budget

Executive Summary

Vision

Our purpose as public servants is to change the future for all 4 million Oklahomans. Our vision is to make Oklahoma **Top Ten**. We need to be Top Ten in Education, in Job Growth, in Government Accountability and Fiscal Responsibility, in Health Care and more. We need to grow our economy, address critical needs across state government, and ensure proper accountability and efficiency with Oklahomans' hard-earned tax dollars. We must take a holistic approach and be united around a vision in order to move the whole state forward.

Financial Accomplishments

Oklahoma's financial condition and fiscal management have improved significantly during the Stitt Administration's first year. Thanks to hard work and successful collaboration with legislators, the state achieved historic financial milestones for FY 2020 which included:

- **A pay raise for teachers which raised their compensation to # 1 in the region.**
- **Record appropriations for education topping \$4 billion.**
- **Fully funding the Department of Transportation's eight-year road construction work program for the first time.**
- **A record amount of \$14 million for the Quick Action Closing Fund to pursue high-paying jobs.**
- **Savings of \$200 million to increase cash reserves to \$1 billion.**

Moody's Investor Service, a leading credit rating agency, affirmed the state's financial progress in October 2019 with an official change in outlook from "stable" to "positive." Their report stated that the **"state has closed its structural deficit and the rainy-day fund has grown to historic highs."** The report also stated that the **"positive outlook reflects our expectation that strong fiscal management** and a commitment to increasing reserves will continue in line with the state's goal of strengthening its preparedness for the next cyclical economic downturn."

Budget Reforms for Accountability and Transparency

The Governor's Executive Budget for FY 2020 changed formats to include five years' worth of historical revenues and expenditures. Each agency report included **total expenditure dollars**, program descriptions, benchmarks, **and key performance measures**. The state's checkbook was also put online to make state revenues and expenses transparent.

The FY 2021 Executive Budget Book has involved a historic level of collaboration among the Stitt Administration, cabinet secretaries, and agency directors to improve program descriptions,

key performance measures, and regional benchmarks to direct the state's entire focus to **Top Ten goals and outcomes**.

In order to protect Oklahoma taxpayers, the Stitt Administration has initiated a **Cost Containment Project** to establish best practice financial controls and reporting across all state agencies.



Governor Stitt requested a **performance and financial audit** in FY 2020 for Medicaid eligibility to ensure the system is providing benefits to those who need it the most, while removing ineligible recipients and addressing fraud. Governor Stitt also requested an audit of OMES Information Services expenses and rates, as well as resumed the state's practice to review the tribes' audits and underlying documents of more than 100 casinos across Oklahoma.

Financial Condition of the State of Oklahoma

1. **Revenue:** Total tax collections for state expenditures (i.e., total revenue) were \$9,778,654,182 for FY 2015 as reported by the Oklahoma Tax Commission Annual Report. Total revenue for FY 2019 was \$11,091,161,884. This represents an **increase of \$1,312,507,702, or 13.4%, over the last five years**. During this five-year period, General Revenue (GR), which is only a component of total revenue, went from \$5,726,699,070 for FY 2015 to \$6,859,924,396 for FY 2019, for a 19.8% increase.

Projected General Revenue for FY 2020 is \$6,744,289,629 **for a decrease of \$115,634,767, or 1.7%, from FY 2019**. The Rainy Day fund currently has a balance of \$806,238,617. As of December 31, 2019, the Revenue Stabilization Fund (RSF) had a balance of \$98,840,400, and will contain \$200 million by June 30, 2020 for a **state**

record total savings of \$1,006,238,617. This dollar amount represents less than two months of expenses at current budgeted allotments.

Estimated General Revenue for FY 2021, is \$6,813,962,889, an increase of \$69,673,260, or 1%, from revised FY 2020 projections.

2. **Expenses:** Total general appropriations (excluding supplementals) for FY 2015 were \$7,117,731,345. Total appropriations for FY 2019 (excluding supplementals) were \$7,545,075,719 – or **an increase over five years of \$427.3 million, or 6%.** Total appropriations for FY 2020 were \$7,924,214,932 – **an increase of \$379.1 million, or 5%, compared with FY 2019.**

The projected expenditure authority for FY 2021 is \$8,339,456,976 (of which \$310,411,345 is remaining FY 2019 cash), which represents a \$9.4 million increase over the FY 2020 authorized expenditures of \$8,330,075,680. We expect this number to change when the State Board of Equalization (SBOE) meets for the final FY 2021 estimate on February 18. See Appendix A.

Total state expenditures, which include general appropriations, apportionments, agency service charges and federal grants, were \$17,388,134,000 in FY 2015 according to the audited statements of the Comprehensive Annual Financial Report. Total expenditures for FY 2019 were \$18,530,171,000 — an increase of \$1,142,037,000, or 6.6%. See Appendix B.

The following agencies account for more than 92% of state expenditures:

1. Oklahoma Health Care Authority
 - a. State appropriation – \$1,000,039,368
 - b. Apportionment and/or fees – \$1,355,613,771
 - c. Federal – \$3,010,552,567 (FY 2018)
 - d. Total – \$5,366,205,706**
2. State Department of Education
 - a. State appropriation – \$3,070,951,054
 - b. Apportionment and/or fees – \$45,558,191
 - c. Federal – \$673,586,268 (FY 2018)
 - d. Total – \$3,790,095,513**
3. Department of Human Services
 - a. State appropriation – \$741,423,816
 - b. Apportionment and/or fees – \$224,673,000
 - c. Federal – \$1,395,706,134 (FY 2018)
 - d. Total – \$2,361,802,950**
4. Department of Transportation
 - a. State appropriation – \$168,917,715
 - b. Apportionment and/or fees – \$975,861,521 (ROADS = \$575 million)
 - c. Federal – \$668,870,541 (FY 2018)
 - d. Total – \$1,813,649,777**

5. State Regents for Higher Education
 - a. State appropriation – \$802,070,058
 - b. Apportionment and/or fees – \$446,488,485 (Oklahoma’s Promise = \$77.3 million)
 - c. Federal – \$0
 - d. Total – \$1,248,558,543**
6. Department of Corrections
 - a. State appropriation – \$555,559,824
 - b. Apportionment and/or fees – \$129,183,700
 - c. Federal – \$693,291 (FY 2018)
 - d. Total – \$685,436,815**
7. Department of Mental Health and Substance Abuse Services
 - a. State appropriation – \$351,218,376
 - b. Apportionment and/or fees – \$89,635,822
 - c. Federal – \$49,257,603 (FY 2018)
 - d. Total – \$490,111,801**
8. Office of Management and Enterprise Services
 - a. State appropriation – \$91,980,445
 - b. Apportionment and/or fees – \$272,132,889
 - c. Federal – \$2,006,387
 - d. Total – \$366,119,721**
9. Department of Health
 - a. State appropriation – \$60,768,712
 - b. Apportionment and/or fees – \$112,012,980
 - c. Federal – \$191,608,619 (FY 2018)
 - d. Total – \$364,390,311**
10. Department of Rehabilitation Services
 - a. State appropriation – \$36,309,099
 - b. Apportionment and/or fees – \$76,901,318
 - c. Federal – \$83,649,362
 - d. Total – \$196,859,779**
11. Department of Public Safety
 - a. State appropriation – \$104,376,967
 - b. Apportionment and/or fees – \$71,305,745
 - c. Federal – \$17,124,896 (FY 2018)
 - d. Total – \$192,807,608**
 - e. Other Public Safety Agencies (AG, OBN, DAC, OSBI)
 1. State appropriation – \$89,149,295
 2. Apportionment and/or fees – \$85,451,608
 3. Federal – \$41,236,173 (FY 2018)
 4. Total – \$215,837,076 (would lift Public Safety to # 8)
12. Department of Career and Technology Education
 - a. State appropriation – \$142,956,809
 - b. Apportionment and/or fees – \$5,310,959
 - c. Federal – \$25,039,407 (FY 2018)
 - d. Total – \$173,307,175**

- 13. Department of Veterans Affairs
 - a. State appropriation – \$35,316,393
 - b. Apportionment and/or fees – \$32,528,562
 - c. Federal – \$93,461,919 (FY 2018)
 - d. Total – \$161,306,874**
- 14. Office of Juvenile Affairs
 - a. State appropriation – \$96,795,111
 - b. Apportionment and/or fees – \$2,635,656
 - c. Federal – \$1,475,796 (FY 2018)
 - d. Total – \$100,906,563**
- 15. Department of Commerce
 - a. State appropriation – \$50,005,295 (Includes REAP and Quick Action Closing Fund)
 - b. Apportionment and/or fees – \$2,155,380
 - c. Federal – \$46,580,969 (FY 2018)
 - d. Total – \$98,741,644**

NOTES:

- 1. “State appropriations” reflects FY 2020 General Appropriations.
- 2. “Apportionment and/or fees” reflect estimates calculated from FY 2020 agency budgets filed with the Office of Management and Enterprise Services.
- 3. “Federal” reflects grants documented from the Oklahoma Single Audit for FY 2018.
- 4. Direct apportionment to Oklahoma Teachers’ Retirement System for FY 2019 was \$339,545,441, which would place this pension system in the top 15 of state agency expenditures. A similar amount will be directed to the agency in FY 2020.
- 5. State Department of Education: According to the [2019 School District Revenue Report](#), total revenues available to public schools in Oklahoma were **\$9.7 billion**, with \$2.8 billion from local sources, \$174.2 million from intermediate/county sources, and \$2.7 billion cash forward and other miscellaneous revenue, in addition to the appropriated amount of \$2.9 billion.
- 6. State Regents for Higher Education: According to the [FY 2019 Educational and General Budgets Summary and Analysis](#), total revenues available to universities, colleges and constituent agencies were **\$2.4 billion**, with \$1.3 billion from tuition and fees and \$331 million from other sources, in addition to the appropriated amount of \$776.7 million.
- 7. Department of Career and Technology Education: According to the [FY 2019 Oklahoma Technology Center Revenue Report](#), local technology centers received an additional \$371.7 million from local sources (\$319.4 million from property taxes, \$32.2 million from tuition and fees, \$20 million from other local sources) and \$24.4 million from federal sources. Local technology center funding from state appropriations totaled \$88.4 million for FY 2018, bringing total available to the technology centers to **\$484.5 million**.

ONE-TIME EXPENSES FROM FY 2020
(Additional information and discussion necessary for FY 2021 consideration)

Regents for Higher Education		
Section 13 Offset	\$	(7,000,000)
OMES		
Governor's Mansion	\$	(2,000,000)
Military		
Thunderbird Youth Academy	\$	(1,000,000)
Deferred Maintenance	\$	(1,000,000)
Readiness Centers	\$	(3,200,000)
Election Board		
Presidential Primary	\$	(243,487)
Mental Health and Substance Abuse		
Asbestos abatement – Griffin	\$	(1,900,000)
University Hospitals		
Poison control	\$	(510,000)
Hearts for Hearing	\$	(2,000,000)
Department of Rehabilitation Services		
OSD efficiency initiative	\$	(2,509,293)
Veterans Affairs		
Ardmore Center	\$	(2,000,000)
Department of Commerce		
ACES	\$	(555,000)
Economic development	\$	(1,850,000)
Agriculture		
Laboratory services	\$	(500,000)
Rural Fire Grants	\$	(600,000)
Fire and forestry equipment	\$	(100,000)
Healthy Food Revolving Fund	\$	(500,000)
Historical Society		
Stafford Museum	\$	(250,000)
Will Rogers Memorial	\$	(70,000)
Tulsa Race Massacre	\$	(1,500,000)
Roof and Concrete work	\$	(600,000)
Conservation Commission		
Flood control dam infrastructure	\$	(1,590,000)
Poultry PPP program (watershed planning)	\$	(500,000)
DEQ		
Laboratory and Operations	\$	(500,000)
Rural Water Association (Water Projects)	\$	(500,000)
Department of Corrections		
Hep C	\$	(12,000,000)
Department of Public Safety		
Trooper Academy	\$	(4,000,000)
Communication Regionalization	\$	(1,000,000)

ONE-TIME EXPENSES FROM FY 2020 (Continued)

OSBI

SB 967 Sexual assault kits (one-time equipment)	\$	(350,000)
---	----	-----------

OTHER

Quick Action Closing Fund	\$	(19,000,000)
---------------------------	----	--------------

Rate Preservation Fund	\$	(29,360,748)
------------------------	----	--------------

Digital Transformation Fund	\$	(15,000,000)
-----------------------------	----	--------------

Maintenance of State Buildings Fund	\$	(6,100,000)
-------------------------------------	----	-------------

Multiple Injury Trust Fund	\$	(5,000,000)
----------------------------	----	-------------

CIRB	\$	(10,000,000)
------	----	--------------

District Court Supplemental	\$	(2,500,000)
-----------------------------	----	-------------

	\$	(137,288,528)
--	----	---------------

Reductions From Agency Efficiencies

OMES

IS reductions	\$	(6,900,000)
---------------	----	-------------

Operations reductions	\$	(232,000)
-----------------------	----	-----------

Health Department

Health Department budget request	\$	(4,900,000)
----------------------------------	----	-------------

OSBI

SDA replacement funding (HB 2597)	\$	(2,400,000)
-----------------------------------	----	-------------

	\$	(14,432,000)
--	----	--------------

Adjustment to Recurring Expense Base	\$	(151,720,528)
--------------------------------------	----	---------------

SUMMARY BY AGENCY

Agency	Final FY 2020 Appropriation	FY 2021 Appropriation
EDUCATION	\$4,164,113,990	\$4,181,285,691
GENERAL GOV'T & TRANS	\$394,040,933	\$383,264,442
HEALTH AND HUMAN SERVICES	\$2,441,642,827	\$2,462,401,244
NATURAL RESOURCES	\$141,435,745	\$136,820,745
PUBLIC SAFETY & JUDICIARY	\$876,481,437	\$858,231,437
OTHER & SUPPLEMENTALS	\$112,360,748	\$25,400,000
<i>TOTAL</i>	<u>\$8,130,075,680</u>	<u>\$8,047,403,559</u>
<i>Less FY 2020 One-time Expenses/Reductions</i>	<u>-\$151,720,528</u>	
<i>Base Recurring Expense</i>	\$7,978,355,152	
December BOE Expenditure Authority		\$8,339,456,976
Dedicated CLO Funds Increase		<u>(\$265,332)</u>
TOTAL AVAILABLE REVENUE		\$8,339,191,644
<u>OBLIGATIONS</u>		
Capitol Debt Service		<u>\$3,261,867</u>
TOTAL OBLIGATIONS		\$3,261,867
<u>SAVINGS</u>		\$100,000,000
<u>PRIORITIES</u>		
Quick Action Closing Fund		\$3,000,000
Oklahoma Brand Relaunch		\$2,000,000
Digital Transformation		\$10,000,000
Infrastructure Package Debt Service		\$6,800,000
VA Inpatient Facility Project		\$3,000,000
Jobs for American Graduates		<u>\$500,000</u>
TOTAL PRIORITIES		<u>\$25,300,000</u>
TOTAL PROPOSED EXPENDITURES		\$8,175,965,426
REMAINING BALANCE		\$163,226,218

	FY 2020 Appropriation	FY 2021 Appropriation
State Department of Education	\$3,070,951,054	\$3,082,722,755
Ad Valorem Reimbursement to Local Schools – SDE	\$99,600,000	\$112,000,000
State Regents for Higher Education	\$802,070,058	\$795,070,058
Department of Career & Technology Education	\$142,956,809	\$142,956,809
Oklahoma Center for Adv. Of Science & Technology	\$14,371,398	\$14,371,398
Office of Educational Quality & Accountability	\$1,632,509	\$1,632,509
Commissioners of the Land Office	\$8,728,413	\$8,728,413
Oklahoma School of Science and Math	\$6,284,764	\$6,284,764
Department of Libraries	\$4,527,411	\$4,527,411
Physician Manpower Training Commission	\$7,236,330	\$7,236,330
State Arts Council	\$2,912,531	\$2,912,531
Oklahoma Educational Television Authority	\$2,842,713	\$2,842,713
TOTAL EDUCATION	\$4,164,113,990	\$4,181,285,691

	FY 2020 Appropriation	FY 2021 Appropriation
Department of Transportation	\$168,917,715	\$168,917,715
Oklahoma Tax Commission	\$46,678,127	\$50,678,127
Office of Management and Enterprise Services	\$86,432,365	\$77,300,365
NACEA Debt Service	\$5,548,080	\$5,548,080
House of Representatives	\$19,873,257	\$19,873,257
Senate	\$11,476,999	\$11,476,999
Oklahoma Military Department	\$15,558,432	\$10,358,432
State Election Board	\$8,601,035	\$8,357,548
Legislative Service Bureau	\$17,420,199	\$17,420,199
State Auditor and Inspector	\$4,479,495	\$4,479,495
Oklahoma State Treasurer	\$2,856,928	\$2,856,928
Governor	\$3,706,187	\$3,706,187
State Ethics Commission	\$716,621	\$716,621
Office of Civil Emergency Management	\$505,859	\$505,859
Lt. Governor	\$484,026	\$484,026
Merit Protection Commission	\$402,009	\$201,005
Space Industry Development Authority	\$383,599	\$383,599
TOTAL GEN. GOV'T & TRANSP.	\$394,040,933	\$383,264,442

	FY 2020 Appropriation	FY 2021 Appropriation
Oklahoma Health Care Authority	\$1,000,039,368	\$1,023,643,565
Department of Human Services	\$741,423,816	\$747,423,816
Department of Mental Health & Substance Abuse	\$351,218,376	\$349,318,376
Office of Juvenile Affairs	\$96,795,111	\$96,795,111
Department of Health	\$60,768,712	\$55,868,712
University Hospitals Authority	\$69,953,358	\$67,443,358
Department of Veteran Affairs	\$35,316,393	\$33,316,393
Department of Rehabilitative Services	\$36,309,099	\$33,799,806
OSU Medical Authority	\$42,203,628	\$47,177,141
J.D. McCarty Center	\$4,941,089	\$4,941,089
Commission on Children and Youth	\$2,391,056	\$2,391,056
Office of Disability Concerns	\$282,821	\$282,821
TOTAL HEALTH & SOCIAL SERVICES	\$2,441,642,827	\$2,462,401,244

	FY 2020 Appropriation	FY 2021 Appropriation
Department of Agriculture	\$28,905,612	\$27,205,612
Department of Tourism and Recreation	\$19,232,198	\$24,232,198
Department of Commerce	\$17,878,478	\$15,473,478
Historical Society	\$14,002,540	\$11,582,540
Oklahoma Corporation Commission	\$17,568,600	\$17,568,600
REAP	\$13,126,817	\$13,126,817
Conservation Commission	\$12,437,815	\$10,347,815
Department of Environmental Quality	\$8,009,249	\$7,009,249
Oklahoma Water Resources Board	\$5,422,211	\$5,422,211
Department of Labor	\$3,727,305	\$3,727,305
Department of Mines	\$802,014	\$802,014
J.M. Davis Memorial Commission	\$322,906	\$322,906
TOTAL NATURAL RES. & REG. SVCS	\$141,435,745	\$136,820,745

	FY 2020 Appropriation	FY 2021 Appropriation
Department of Corrections	\$555,559,824	\$543,559,824
Department of Public Safety	\$104,376,967	\$100,876,967
District Courts	\$62,288,829	\$62,288,829
District Attorneys and District Attorneys Council	\$58,779,782	\$58,779,782
Supreme Court	\$16,001,447	\$16,001,447
Oklahoma Indigent Defense System	\$18,237,878	\$18,237,878
Attorney General	\$9,913,006	\$9,913,006
Oklahoma State Bureau of Investigation	\$17,180,122	\$14,430,122
Office of the Chief Medical Examiner	\$17,991,357	\$17,991,357
Oklahoma Bureau of Narcotics and Dangerous Drugs	\$3,276,385	\$3,276,385
Court of Criminal Appeals	\$3,977,067	\$3,977,067
Council on Law Enforcement Education and Training	\$3,511,284	\$3,511,284
Alcoholic Beverage Laws Enforcement Commission	\$3,019,364	\$3,019,364
Pardon and Parole Board	\$2,368,125	\$2,368,125
TOTAL PUBLIC SAFETY & JUDICIARY	\$876,481,437	\$858,231,437

	FY 2020 Appropriation	FY 2021 Appropriation
Quick Action Closing Fund	\$ 19,000,000	\$ -
Emergency Fund	\$ 5,400,000	\$ 5,400,000
Rate Preservation Fund	\$ 29,360,748	\$ -
Digital Transformation Fund	\$ 15,000,000	\$ -
Maintenance of State Buildings Fund	\$ 6,100,000	\$ -
Multiple Injury Trust Fund	\$ 5,000,000	\$ -
CIRB	\$ 30,000,000	\$ 20,000,000
District Court Supplemental	\$ 2,500,000	\$ -
TOTAL DIRECT FUNDS & SUPPLEMENTALS	\$ 112,360,748	\$ 25,400,000

NOTES:

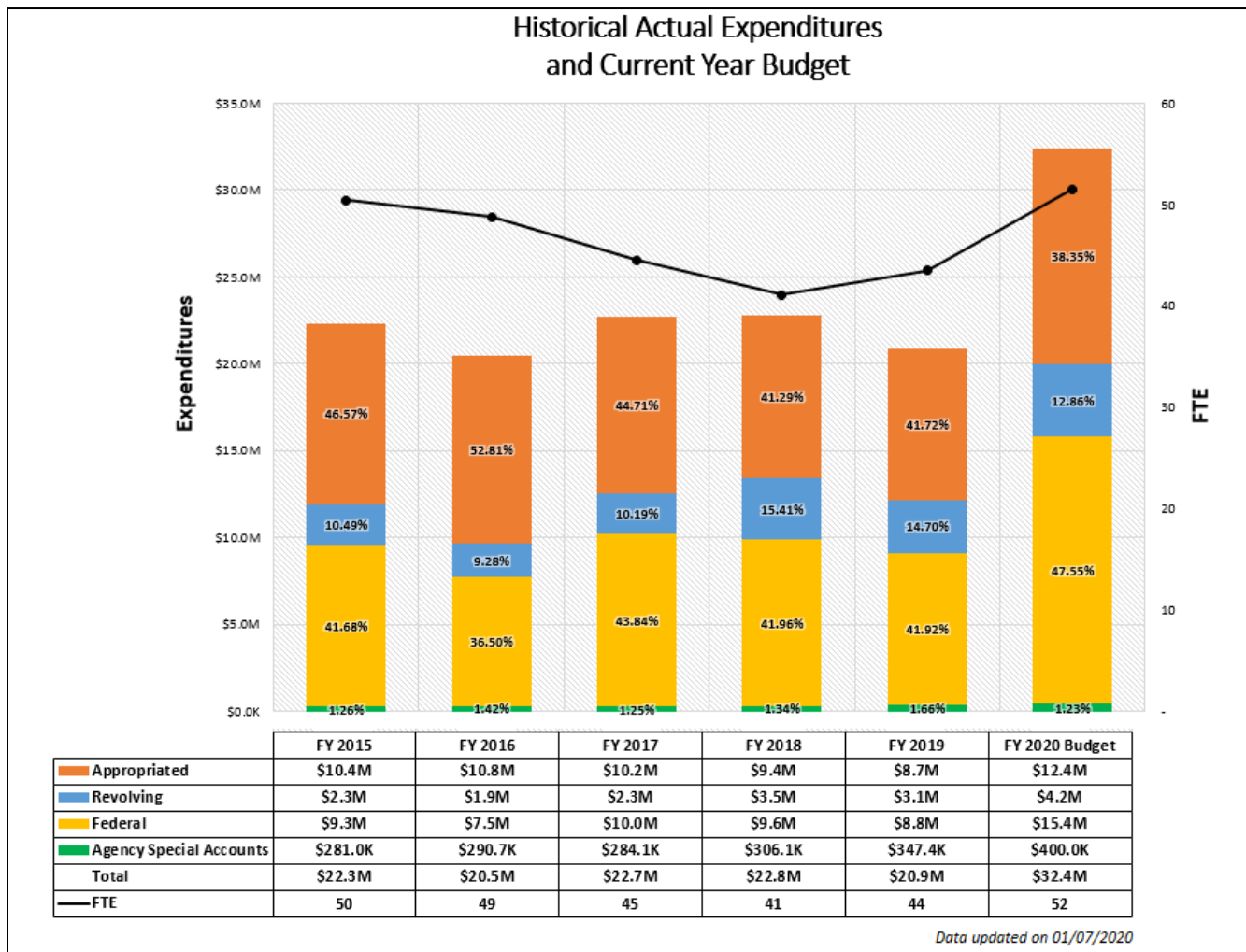
1. Quick Action Closing Fund priority for \$3 million on Page 1.
2. Replace Emergency Fund dollars used for FY 2020 flood damages.
3. Rate Preservation Fund dollars are set aside to facilitate federal matching funds when FMAP declines.
4. Administration priority includes \$10 million for the Digital Transformation Fund.
5. Support for Legislature priority of \$20 million for the CIRB fund.

Conservation Commission



Agency information

Conservation Commission



Note: FY 2020 budgeted appropriations include budgeted carryover.

Mission

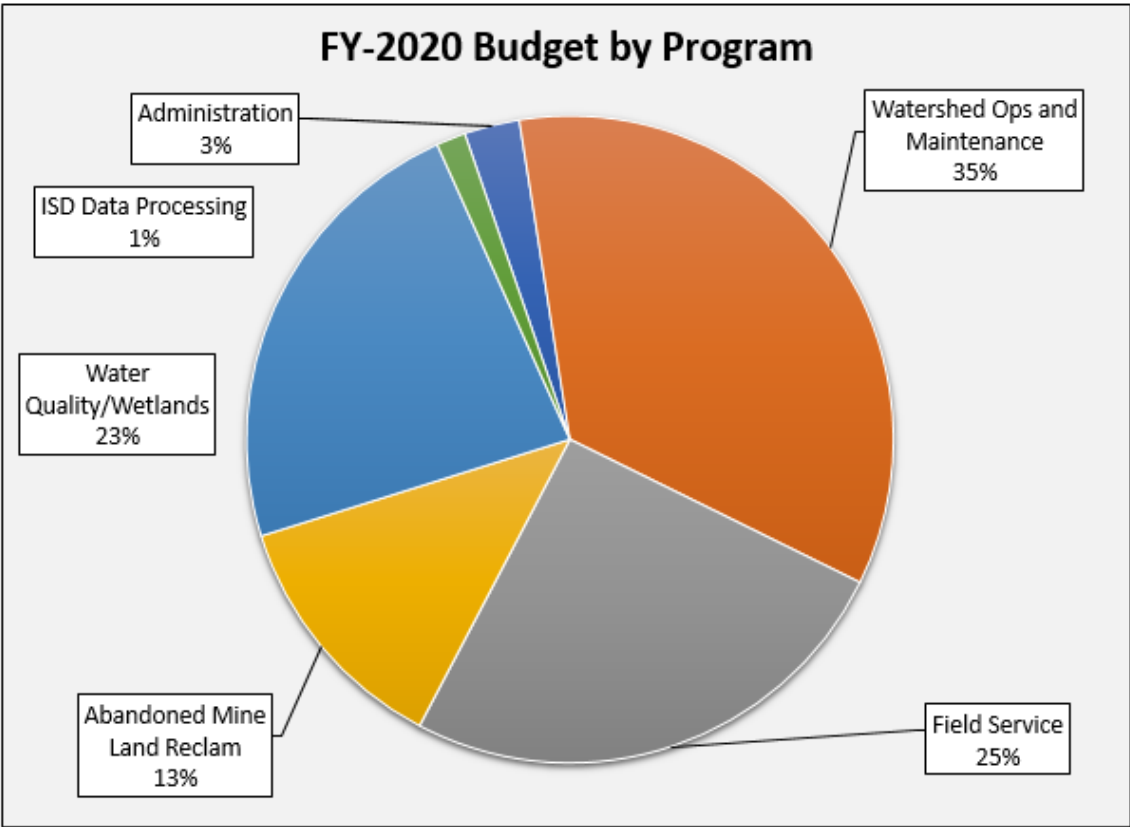
To conserve, protect and restore Oklahoma's natural resources, working in collaboration with the conservation districts and other partners on behalf of the citizens of Oklahoma.

Governance and administration

In 1971, the state Legislature established the Oklahoma Conservation Commission, replacing the duties, responsibilities and property of the State Soil Conservation Board. The commission consists of five members, listed in the chart below. The state is divided into five state areas for the purpose of selecting Conservation Commission members. Members are appointed by the Governor subject to confirmation by the Senate. Members serve a term of five years. Trey Lam has been Executive Firector of the department since November 17, 2014. His annual salary as executive director is \$93,000.

Name	Appointed by Governor	Confirmed by Senate	Term Ends
Clay Forst	July 1, 2019	July 1, 2019	June 30, 2024
Bill Clark	July 1, 2015	July 1, 2015	June 30, 2020
Karl Jett	July 1, 2016	July 1, 2016	June 30, 2021
Phil Campbell	May 10, 2017	July 1, 2017	June 30, 2022
Scotty Herriman	July 1, 2018	July 1, 2018	June 30, 2023

Programs



Program	FY-2020 Budget
Administration	\$898,550
Watershed Ops and Maintenance	\$11,285,453
Field Service	\$8,238,385
Abandoned Mine Land Reclam	\$4,045,380
Water Quality/Wetlands	\$7,489,217
ISD Data Processing	\$472,900

Watershed Operations and Maintenance

Upstream Flood Control Program

Operation and Maintenance – Provides technical and financial assistance to conservation districts in support of the districts' responsibilities to operate and maintain 2107 upstream flood control dams. These dams represent a \$2 billion public infrastructure that provides \$91 million in state benefits annually.

Watershed Rehabilitation

Working in cooperation with the Natural Resources Conservation Service and conservation districts, the agency provides technical and financial assistance to modify high hazard dams to ensure they meet state dam safety criteria for reducing the risk of loss of life and improving public safety.

Locally Led Conservation Cost-Share

Provides funds to conservation districts to assist landowners to install conservation practices on the land to reduce soil erosion and improve water quality.

Field Service

Provides funding to the state's 84 conservation districts for personnel and operations to support the administration of their duties per the Conservation District Act, Title 27A, and Chapter 3 of the Oklahoma statutes. District Services provides tools, training and technical assistance to conservation district boards and employees on public official governance, personnel management and financial management in compliance with state laws, rules, regulation and policy.

Abandoned Mine Land Reclamation (AML)

The mission of the AML Program is to protect lives, repair scarred land and improve the environment. The primary objective is to protect the public from hazards left as a result of past coal mining practices by eliminating the hazards through the reclamation of abandoned surface and underground coal mine sites that pose the highest threat to the public's health, safety and general welfare. To accomplish the mission of the AML Program, abandoned mine sites must be identified, inventoried, assessed, prioritized, right-of-entry acquired, plan developed, surveys performed, design completed, construction contracted, construction performed with AML inspection, vegetation established and maintenance monitored for at least two years. Additionally, the AML Program responds to emergencies created by sudden occurrences involving abandoned coal mines when a public health or safety issue requires immediate action.

Water Quality/Wetlands

Water Quality

Responsible for identifying state waters impaired by nonpoint source pollution and then prioritizing and implementing projects to reduce pollutants by measureable amounts and improve water quality to remove streams from the state's List of Impaired Waters (Clean Water Act Section 303(d)List).

Wetlands

Responsible for preparing and updating the state's wetlands conservation plan and coordinating the state's Wetland's Working Group in order to conserve, enhance and restore the quantity and biological diversity of wetlands in Oklahoma.

Priority Watershed Cost Share

As federal and state funds are available, provides management of funds on a watershed basis to assist landowners with installing conservation practices to address water quality problems. The Soil Health Education Program, in cooperation with conservation districts and other partners, educates agricultural producers and other citizens about soil health and the potential for regenerative farming.

Blue Thumb Water Quality Education Program

In cooperation with conservation districts and other partners, educates citizens across the state about water quality and nonpoint source pollution and trains citizen volunteers to collect data that can be used to supplement the state's data collection capabilities.

Performance and projects

Key Performance Measures by program

Upstream Flood Control					
Goal					
Support and encourage the conservation and responsible management of Oklahoma's renewable natural resources to improve the quality of life for current and future generations.					
Key Performance Measure					
Water quantity					
Key Performance Measure Description					
The 2,107 small upstream watershed flood control structures throughout the state will be inspected, operated, maintained and modified to extend the operational life, reduce flooding and capture rainfall runoff for water supply.					
Unit of Measure					
Number of structures					
Actuals		Targets			
FY 2018	FY 2019	FY 2020	FY 2021	FY 2022	FY 2023
2,107	2,107	2,107	2,107	2,107	2,107

Field Services					
Goal					
Increase the efficiency and effectiveness of Oklahoma's grassroots conservation delivery system.					
Key Performance Measure					
Conservation District Long Range Plan implementation					
Key Performance Measure Description					
Number of districts implementing 75% of actions and strategies outlined in their Long Range Plan.					
Unit of Measure					
Number of districts					
Actuals		Targets			
FY 2018	FY 2019	FY 2020	FY 2021	FY 2022	FY 2023
N/A	N/A	40	65	75	84

Abandoned Mine Land Reclamation (AML)					
Goal					
Support and encourage the conservation and responsible management of Oklahoma's renewable natural resources to improve the quality of life for current and future generations.					
Key Performance Measure					
Scarred lands					
Key Performance Measure Description					
OCC, working with conservation districts and other units of government, will reclaim abandoned mine sites that are hazardous to the public and/or degrading the environment.					
Unit of Measure					
Number of projects/acres reclaimed					
Actuals		Targets			
FY 2018	FY 2019	FY 2020	FY 2021	FY 2022	FY 2023
4/162	4/150	4/150	4/150	4/150	4/150

Water Quality/Wetlands					
Goal					
Support and encourage the conservation and responsible management of Oklahoma's renewable natural resources to improve the quality of life for current and future generations.					
Key Performance Measure					
Soil resource					
Key Performance Measure Description					
Reduce erosion and improve soil health by increasing the number of participants and the number of best management practices implemented through state supported cost share programs.					
Unit of Measure					
Number of participants/number of practices					
Actuals		Targets			
FY 2018	FY 2019	FY 2020	FY 2021	FY 2022	FY 2023
677/775	602/675	650 / 750	650/750	650/750	650/750

Water Quality/Wetland					
Goal					
Support and encourage the conservation and responsible management of Oklahoma's renewable natural resources to improve the quality of life for current and future generations.					
Key Performance Measure					
Water quality					
Key Performance Measure Description					
Stream segment/waterbody pairs removed from the 303(d) list for nonpoint source-related causes and published in EPA accepted success summaries. EPA requests one per year, but Oklahoma will produce the following numbers per year.					
Unit of Measure					
Number of success stories					
Actuals		Targets			
FY 2018	FY 2019	FY 2020	FY 2021	FY 2022	FY 2023
12	12	5	5	5	5

Water Quality/Wetland					
Goal					
Support and encourage the conservation and responsible management of Oklahoma's renewable natural resources to improve the quality of life for current and future generations.					
Key Performance Measure					
Wetlands					
Key Performance Measure Description					
OCC will continue development of Oklahoma's Wetland Program Plan by implementing core elements of the program including monitoring and assessment, regulation, voluntary restoration and protection and water quality standards.					
Unit of Measure					
Number of projects/federal money for projects					
Actuals		Targets			
FY 2018	FY 2019	FY 2020	FY 2021	FY 2022	FY 2023
3 projects/ \$385,000	2 projects/ \$338,079	2 projects/ \$300,000	2 projects/ \$300,000	2 projects/ \$300,000	2 projects/ \$300,000

Regional benchmarks and comparisons

- No. 1 72 fewer polluted streams;
 - Three-time national champion.
- No. 1 phosphorus load reductions;
 - 22% of national reduction credited to Oklahoma.
- No. 4 nitrogen load reductions in streams; and
 - This equates to Lower water treatment costs.
- 10,000 Oklahomans educated in soil and water conservation, protection and restoration.

Comparing Oklahoma and Texas upstream flood control

Oklahoma has more upstream flood control infrastructure than Texas. The Texas State Soil and Water Conservation Board employs two registered professional engineers as well as three FTE for their flood control program. Oklahoma employees four FTE, none are engineers.

Water Quality Program

Oklahoma's Nonpoint Source Water Quality Program is a national leader with more recognized success at cleaning up impaired waterbodies than any other state in the nation. Eleven percent of the nations reported stories come from Oklahoma, yet Oklahoma receives only about 1.5% of the national program budget. This year's 12 success stories are 11 more than the goal set nationally for each state to produce. The program also ranks in the top 5 states nationally in reducing nutrient pollution to waterbodies for at least the last nine years. As a national leader, representatives of the program are often asked to speak to other state programs, and the Oklahoma program has been recognized by EPA, the Natural Resources Conservation Service, and by national and international organizations in reports that identify successful programs to address natural resource challenges.

Field Services

The Oklahoma Conservation Commission, as the oversight agency for local conservation districts, provides more support than any other state in the region including Texas, Arkansas, Louisiana and Kansas. This support comes in the form of funding for salary and benefits for conservation districts as well as cost-share funding, flood control operation and maintenance funding and assistance, administrative oversight and training. Oklahoma's conservation districts have a stronger voice in identifying and addressing local natural resource concerns than its neighboring states. Oklahoma's conservation districts have a more robust local program than other states regionally, which includes administering and delivering more conservation funding to Oklahoma landowners in the form of a locally led cost-share program, upstream flood control operation and maintenance, soil health initiatives, water quality programing and conservation education.

Abandoned mine Lands

Among the 10 minimum program states, the Oklahoma Abandoned Mine Land (AML) Reclamation Program ranks second in the amount of AML reclamation completed and third in the amount of remaining AML sites needing reclamation.

Office of Geographic Information

One of the primary functions of the Office of Geographic Information (OGI) is the coordination of the development, maintenance and distribution of geographic information data and policies for the State of Oklahoma. The National States Geographic Information Council, in the summer of 2019, conducted a survey of all 50 states using eleven metrics to assess their ability to coordination geospatial activities. Since the OGI does

not receive any State General Funds to support its operation and does not have a paid staff, the scores for all states were adjusted to remove these two metrics from the comparison. Looking at the scores of the top 11 states places Oklahoma in the Top Ten nationally. The rankings are: Indiana – 19; Arkansas, Montana, Virginia – 18.5; Oklahoma, Idaho – 18 and Texas, Kentucky, Nebraska, Oregon, Utah – 17.5. It is interesting to note that both Arkansas and Texas each have annual budgets of over \$1 million from General Revenue Funds.

Accomplishments

Conservation

- Completed the required dam safety inspections of 2,107 upstream flood control dams.
- Performed operation and maintenance on 414 upstream flood control dams.
- Responded to more than 19,824 Okie One-Call locate tickets to prevent damage to the \$2 billion public infrastructure of flood control dams.
- Continued more than 20-year working relationship with USDA – APHIS Wildlife Services for beaver eradication on flood control dams with conservation districts submitted 37 requests for assistance. On average, three beavers per request have been eradicated thus removing the threat to damage to the dam.
- Worked cooperatively with OWRB completed a Statewide Probable Maximum Precipitation Study. The study used existing methodologies and science to create updated data, tools, and procedures for estimating extreme precipitation depth, area, and duration relationships.
- Improved soil health, water quality and air quality by providing technical assistance services to 639 land managers. The Locally Led Cost Share Program leveraged \$1.01 million in state funds against \$2.2 million in private funds to apply best management practices to improve soil health and water quality.

Water Quality

- Ranked in the top five nationally among states for the reported load reductions of phosphorus and nitrogen contaminants in streams and rivers (EPA's nonpoint source pollution management program) for the ninth year in a row, accounting for 13% of the nitrogen reduction and 29% of the estimated phosphorus reduction to the nation's streams, rivers, lakes and oceans.
- Delisted 12 stream segments from Oklahoma and EPA's impaired streams list for a total of 84 (more streams delisted than any other state). This includes delisting five segments in the Illinois River watershed for bacteria, which resulted in improved public safety for river floaters, fishers, and swimmers.
- Continued water quality focused efforts in the Elk City Lake, Grand Lake, New Spiro Lake, and Little Beaver Creek (Waurika Lake) to protect and improve water quality and to help mitigate impacts of drought.

Abandoned Mine Lands Program

- Added \$2.8 million to Oklahoma's economy with federal AML reclamation funds at no cost to the state, benefitting jobs in the areas of construction, equipment, supplies, labor and services.

Office of Geographic Information

- The Office of Geographic Information is an integral member of the State Incident Management Team and provided GIS support during the Governor's Inauguration. The office is also involved in providing GIS support to the State Emergency Operation Center and supported the SEOC operations during the various tornado outbreaks, flooding events and wildfires throughout the year.
- The Office of Geographic Information has provided GIS assistance and guidance to several state and local governmental agencies. Some of those include the State Bureau of Investigation, Department of Human Services, Office of Management and Enterprise Services, State Department of Education, Governor, House, Senate, Commissioners of the Land Office, County Commissioners, Department of Transportation, Oklahoma Department of Homeland Security, Department of Public Safety, Oklahoma Department of Agriculture, Department of Environmental Quality, Oklahoma Mesonet, Oklahoma City Police, Highway Patrol, U.S. Secret Service, Office of Emergency Management, Oklahoma 911 Management Authority, Rockport, TX (OKIMT support for Hurricane Harvey) and eight south-central Oklahoma county enhanced 911 call centers.
- Over the past year, the Office of Geographic Information has been working with the Oklahoma 911 Management Authority to assist in the apportionment of the cellular tax collected by the Tax Commission to the 129 Public Service Answering Points. The Office of Geographic Information processes Census data in conjunction with the jurisdictional boundaries of the PSAP's to determine the amount of tax that will be available for each PSAP.

District Services

- Conservation Districts delivered over \$2 million of state cost-share funds to landowners to improve soil and water quality.
- All Conservation Districts completed the Long Range Planning process outlining their plan of work, goals and actions for the next five years. Included in this process was the development of a succession plan for district directors and the identification of one major project to implement in the coming fiscal year.
- Provided direct assistance to an average of 50% of conservation districts each month.

Savings and efficiencies

- Continuing the use of Lidar photography to eliminate the need for on the ground surveying to prepare breach inundation maps for high hazard dams and also using this photography for design work to rehabilitate dams and reclaim abandoned mine land.
- Continuing the implementation of a Dam Watch program to allow conservation districts to be automatically notified when rainfall and seismic events threaten flood control dams and endanger public safety.
- Provided GIS data base to the Okie One-Call System to include the state's 2,107 upstream flood control dams.
- Working with state and federal partners to develop shared services agreements for jointly funded positions in conservation districts. Currently have over 30 shared positions between conservation districts and USDA – NRCS.
- Restructure AML organizational chart for more efficient supervision.
- Prepare development plans and begin AML program succession planning and implementation.
- Request \$3 million in grant funds from the Office of Surface Mining Reclamation and Enforcement to advance abandoned mine land reclamation at no cost to the State of Oklahoma.

- Inject \$3 million of AML grant funds into the state's economy to advance AML reclamation at no cost to the state. According to the National Association of Abandoned Mine Land Programs, for every AML dollar spent for construction, \$1.59 was returned to the local economy.

Agency goals

- Begin the required dam safety modification of five high hazard upstream flood control dams.
- Provide financial assistance to conservation districts to continue educating landowners about the importance of reducing the feral hog population.
- Provide assistance to conservation districts in the development of effective long range plans.
- Rank in the top five states in the country in reducing phosphorus and nitrogen contaminants in Oklahoma's streams.
- Remove an additional five to 10 stream segments from EPA's 303d list of impaired streams, reducing costs for the state in terms of total maximum daily load development, reducing costs for industry and municipalities in terms of requirements for updated treatment facilities, and protecting citizens from potential additional regulation.
- Maintain the current number of water quality monitoring sites and water sample collections.
- Secure new federal grants to replace dwindling EPA funds used to support OCC partnership activities that conserve and protect water and other natural resources.
- Complete stream restoration in scenic rivers watershed to reduce nutrient, sediment and bacteria pollution.
- Increase the knowledge and awareness of Oklahoma's natural resources and improve the natural resource decision-making in Oklahoma through conservation education provided to 50,000 citizens.
- Promote reauthorization of federal fee collections to continue funding Oklahoma's Abandoned Mine Land Reclamation Program.

Projects for implementation

- Small Watershed Flood Control Program: Provide technical and financial assistance to conservation districts.
- Locally Led Cost Share Program: Provide technical and financial assistance to conservation district.
- Begin dam safety modification to three high hazard upstream flood control dams.
- Maintain a statewide water quality monitoring system to ensure water quality problems are identified and water quality improvement can be verified.
- Priority Watershed Projects that were funded through EPA and NRCS to use voluntary conservation programs to improve and protect water quality in the Elk City Lake, New Spiro Lake, Lake Waurika, Grand Lake, Illinois River, and Eucha-Spavinaw watersheds are ongoing. Efforts including water quality monitoring, conservation practice installation and maintenance monitoring, and assistance to landowners will continue in these areas as funding allows.
- Partnerships with state, federal, and local agencies, tribes, landowners, and other partners to address concerns related to expansion of the poultry industry in eastern Oklahoma.
- Provide GIS assistance and guidance to over 20 state, local and federal agencies.
- Next Generation 911 – The Office of Geographic Information will be working with the 911 Management Authority to implement the Next Generation 911 System for the State. The OGI will be creating

authoritative data layers, providing training to local 911 authorities, providing processing, quality control and storage of 911 data created locally and consolidation of local 911 data into a statewide 911 database.

- Reclaim three abandoned coal mine sites, manage vegetation and maintenance on five reclaimed sites, complete designs for five projects and release three reclaimed sites to landowners.

FY 2016 through FY 2020 APPROPRIATION HISTORY

Agency/Cabinet Name	FY 2016 Appropriation	FY 2017 Appropriation	FY 2018 Appropriation	FY 2019 Appropriation	Percent Change	Percent of Total	FY 2020 Appropriation	Percent Change	Percent of Total
SUMMARY BY CABINET									
Governor	\$1,866,218	\$1,725,051	\$1,630,146	\$1,676,281	2.83%	0.02%	\$3,706,187	121.10%	0.05%
Lieutenant Governor	423,877	391,814	370,258	378,720	2.29%	0.00%	484,026	27.81%	0.01%
Agency Accountability	42,874,967	38,911,744	36,651,765	45,699,822	24.69%	0.60%	96,459,940	111.07%	1.19%
Agriculture	35,075,732	32,842,866	33,077,738	34,552,122	4.46%	0.45%	41,343,427	19.66%	0.51%
Commerce and Workforce Development	37,357,701	34,966,880	33,337,037	29,154,566	-12.55%	0.38%	34,732,600	19.13%	0.43%
Digital Transformation and Administration	56,077,648	56,920,234	55,990,677	58,030,091	3.64%	0.76%	59,382,098	2.33%	0.73%
Energy and Environment	27,766,138	22,461,762	21,226,001	23,240,861	9.49%	0.30%	31,802,074	36.84%	0.39%
Health and Mental Health	1,367,504,405	1,419,386,408	1,448,762,842	1,575,945,298	8.78%	20.54%	1,531,419,772	-2.83%	18.84%
Human Services and Early Childhood Initiatives	781,810,030	776,905,522	821,288,047	860,669,147	4.80%	11.22%	882,142,992	2.50%	10.85%
Public Safety	666,817,885	663,528,057	669,491,668	713,633,585	6.59%	9.30%	794,719,953	11.36%	9.78%
Science and Technology	15,594,979	14,415,329	13,622,253	13,657,825	0.26%	0.18%	14,754,997	8.03%	0.18%
Secretary of State and Education	3,495,995,738	3,378,465,063	3,335,327,541	3,836,968,988	15.04%	50.00%	4,039,866,353	5.29%	49.69%
Tourism and Branding	35,198,929	31,521,916	30,244,642	32,545,508	7.61%	0.42%	36,470,175	12.06%	0.45%
Transportation	184,901,463	154,958,361	154,070,148	165,853,359	7.65%	2.16%	168,917,715	1.85%	2.08%
Veterans Affairs and Military	44,356,656	41,092,891	40,553,792	42,552,215	4.93%	0.55%	50,874,825	19.56%	0.63%
Maintenance of State Buildings Revolving Fund	0	0	0	0	N/A	0.00%	6,100,000	N/A	0.08%
Total Executive Branch	6,789,622,366	6,668,493,898	6,695,644,555	7,434,558,388	11.04%	96.88%	7,793,177,134	4.82%	95.86%
The Legislature	32,500,290	35,725,647	34,335,731	37,444,752	9.05%	0.49%	48,770,455	30.25%	0.60%
The Judiciary	75,589,583	73,966,466	72,502,527	73,072,579	0.79%	0.95%	82,267,343	12.58%	1.01%
Total Legislative and Judiciary	108,089,873	109,692,113	106,838,258	110,517,331	3.44%	1.44%	131,037,798	18.57%	1.61%
Total Excluding Supplementals/Retirement Systems	6,897,712,239	6,778,186,011	6,802,482,813	7,545,075,719	10.92%	98.32%	7,924,214,932	5.02%	97.47%
Supplementals and Emergency Fund	48,762,889	133,731,831	186,136,849	128,944,662	-30.73%	1.68%	205,860,748	59.65%	2.53%
Total	\$6,946,475,128	\$6,911,917,842	\$6,988,619,662	\$7,674,020,381	9.81%	100.00%	\$8,130,075,680	5.94%	100.00%
GOVERNOR AND LIEUTENANT GOVERNOR									
Governor	1,866,218	1,725,051	1,630,146	1,676,281	2.83%	0.02%	3,706,187	121.10%	0.05%
Lieutenant Governor	423,877	391,814	370,258	378,720	2.29%	0.00%	484,026	27.81%	0.01%
AGENCY ACCOUNTABILITY									
Auditor and Inspector	3,960,553	3,640,536	3,440,248	3,649,500	6.08%	0.05%	4,479,495	22.74%	0.06%
Management and Enterprise Services, Office of	38,914,414	35,271,208	33,211,517	42,050,322	26.61%	0.55%	91,980,445	118.74%	1.13%
TOTAL AGENCY ACCOUNTABILITY	42,874,967	38,911,744	36,651,765	45,699,822	24.69%	0.60%	96,459,940	111.07%	1.19%
AGRICULTURE									
Agriculture	23,671,242	22,059,218	23,420,893	24,826,526	6.00%	0.32%	28,905,612	16.43%	0.36%
Conservation Commission	9,517,953	9,039,814	9,656,845	9,725,596	0.71%	0.13%	12,437,815	27.89%	0.15%
Horse Racing Commission	1,886,537	1,743,834	0	0	N/A	0.00%	0	N/A	0.00%
TOTAL AGRICULTURE	35,075,732	32,842,866	33,077,738	34,552,122	4.46%	0.45%	41,343,427	19.66%	0.51%
COMMERCE AND WORKFORCE DEVELOPMENT									
Commerce, Department of	22,768,911	21,611,249	20,716,179	15,392,016	-25.70%	0.20%	17,878,478	16.15%	0.22%
REAP – local governments through commerce	10,403,777	9,658,172	9,126,817	10,126,817	10.96%	0.13%	13,126,817	29.62%	0.16%
Labor Department	4,185,013	3,697,459	3,494,041	3,635,733	4.06%	0.05%	3,727,305	2.52%	0.05%
TOTAL COMMERCE AND WORKFORCE DEVELOPMENT	37,357,701	34,966,880	33,337,037	29,154,566	-12.55%	0.38%	34,732,600	19.13%	0.43%

	Average FY 2016	Average FY 2017	Average FY 2018	Average FY 2019	Average YTD FY 2020
FTE Summary by Executive Cabinet Departments					
Governor	22.5	26.8	19.9	17.4	24.2
Lieutenant Governor	4.6	4.3	4.4	4.1	4.0
Agency Accountability	1,407.7	1,435.9	1,304.6	1,280.3	1,196.6
Agriculture	443.9	468.7	415.4	419.4	444.6
Commerce and Workforce Development	1,093.8	1,109.2	802.9	924.6	921.8
Digital Transformation and Administration	1,004.2	1,006.9	1,036.8	1,020.2	1,013.8
Energy and Environment	2,120.4	2,081.9	1,895.0	2,162.5	2,230.7
Health and Mental Health	4,473.5	4,423.7	4,647.5	3,921.0	4,101.5
Human Services and Early Childhood Initiatives	9,260.5	9,290.3	7,946.8	7,651.3	7,741.2
Public Safety	7,988.6	7,712.3	8,159.5	8,169.2	8,208.9
Science and Innovation	22.1	23.1	21.1	20.2	19.9
State and Education	1,091.8	1,105.7	895.5	1,093.7	1,134.6
Tourism and Branding	797.9	811.4	751.3	771.9	825.8
Transportation	2,920.6	2,938.1	2,894.1	2,945.9	2,949.5
Veterans Affairs and Military	2,422.7	2,450.7	2,089.0	1,947.4	1,914.4
Subtotal	35,082.5	34,891.7	32,882.4	32,393.8	32,787.6

Higher Education	34,573.8	33,383.8	31,415.0	32,241.0	32,166.5
Subtotal	34,573.8	33,383.8	31,415.0	32,241.0	32,192.1

Total Executive Branch	69,656.3	68,275.5	64,297.4	64,631.8	64,954.3
-------------------------------	-----------------	-----------------	-----------------	-----------------	-----------------

Legislature	397.5	399.8	388	381.4	367.1
Judiciary	858.8	861.3	815	802.9	803.0
Subtotal	1,256.3	1,261.1	1,203.3	1,184.3	1,170.1

Total – Excluding Higher Education	36,338.8	36,152.8	34,085.7	33,578.1	33,785.7
---	-----------------	-----------------	-----------------	-----------------	-----------------

Grand Total	70,958.3	69,581.6	65,500.7	65,852.2	66,296.2
--------------------	-----------------	-----------------	-----------------	-----------------	-----------------

Governor	22.5	26.8	19.9	17.4	24.2
Lieutenant Governor	4.6	4.3	4.4	4.1	4.0
Total	27.1	31.1	24.3	21.4	28.2

State Agencies by Executive Cabinet Department

AGENCY ACCOUNTABILITY

Management and Enterprise Services, Office of	1,286.4	1,318.2	1,194.8	1,167.4	1,083.5
Auditor and Inspector, State	121.3	117.7	109.8	112.9	113.2
Total	1,407.7	1,435.9	1,304.6	1,280.3	1,196.6

AGRICULTURE

Boll Weevil Eradication Organization	4.9	6.0	4.7	4.6	6.9
Agriculture, Food and Forestry, Department of	354.8	373.0	336.4	335.7	352.3
Horse Racing Commission	31.6	34.8	29.2	32.2	32.9
Conservation Commission	48.8	50.4	41.1	43.5	48.9
Veterinary Medical Examiners Board	3.8	4.5	4.0	3.5	3.5
Total	443.9	468.7	415.4	419.4	444.6

COMMERCE AND WORKFORCE DEVELOPMENT

Accountancy Board	11.0	10.8	11.4	11.0	11.0
Licensed Architects, Landscape Architects and Registered Interior Designers, Board of	3.0	3.0	3.0	3.1	4.0
Commerce, Department of	99.5	116.0	102.4	94.7	103.2
Construction Industries Board	32.0	30.9	32.1	30.7	31.6
Employment Security Commission	607.6	613.5	480.2	444.7	435.2
Industrial Finance Authority	5.0	5.0	4.8	5.0	4.8
Insurance Department	118.9	121.1	0.0	121.4	118.9
Labor Department	77.0	72.2	73.6	75.1	71.8
Motor Vehicle Commission	4.0	4.0	4.0	4.1	4.0
Private Vocational Schools, Board of	2.6	2.4	2.7	2.0	2.0
Engineer and Land Surveyors	8.6	8.5	8.4	8.4	9.0
Real Estate Commission	14.1	14.2	12.6	13.5	14.5
Uniform Building Code Commission	3.0	2.9	3.0	3.0	3.0
Used Motor Vehicle and Parts Commission	9.6	9.3	9.3	9.0	8.4
Housing Finance Authority	97.9	95.4	55.4	98.9	100.5
Total	1,093.8	1,109.2	802.9	924.6	921.9

**OKLAHOMA CONSERVATION COMMISSION
ADMINISTRATION STAFF – SUMMARY OF ACTIVITIES
Monday, March 2, 2020**

Executive Director/Assistant Director/Programs Officers

- Attended board meetings in Tillman / Harmon County to discuss feral swine project
- Attended the Shawnee Conservation District appreciation dinner
- Participated in numerous committee hearings with the House of Representatives
- Attended the Oklahoma / Arkansas – Illinois River Agreement Watershed Implementation Plan meeting
- Attended the American Farmers and Ranchers annual meeting
- Met with Secretary Arthur to discuss upcoming projects
- Attended Kay County board meeting to discuss feral swine project
- Attended the NACD national convention. Participated in Invasive Species and Tribal Resource Policy Group discussions; attended the Stewardship and Education Committee meeting; attended the NASCA meeting and NASCA executive board breakfast. Also participated in the Student Careers Workshop sponsored by NACD.
- State Meeting preparations – staff have prepared for various breakout sessions, printed programs, signs, nametags and other items essential to the meeting.
- Met with NRCS to discuss agreements.
- Continued work on five state white paper to address watershed repairs.
- Assisted numerous districts with email password resets.
- Work with Dept. of Agriculture Financial Management staff daily to process claims and bills for agency operations
- Reconciled the AFLAC billing for agency and district employees.
- Processed invoices.
- Reviewed conservation district claims prior to processing.
- Prepared the Commission Meeting minutes from the previous regular scheduled meeting for review and approval
- Finalized March Commission meeting packet: Prepared tentative meeting agenda; Agreements exhibit, Out of State Travel exhibit, Recommendations for Appointment exhibit, Administration Division Monthly Summary, Commissioner Travel Claims
- Compiled the tentative meeting packet for hard-copy and email distribution to Commission members and principal staff
- Sent email Meeting Notice

- Working on scheduling NACD Fly-In visits
- Working on updating the new director binder information
- Working on scanning past preclaims
- Director database build is continuing
- Attended Cimarron County and Blaine County board meetings
- Worked with Bryan on newsletter
- Bryan and I teleconference with WebLinx regarding possible website design and quote/proposal
- Tested UberConference software and teleconference capabilities
- Attended District hosted small training session in Dewey County; Dewey, Major, and Woodward county employees were in attendance
- State meeting planning, prep, and attendance
- Hoping to get Instagram up and running prior to state meeting
- The standards – cost share claims, pre-claims, district assistance, works coding, bill paying, website updating, filing, etc

COMMUNICATIONS OVERVIEW

- Likes of the OCC Facebook page have increased by 1,338 since last April, bringing the total to 3,294.
- Have started the OCC Newsletter which has a focus on providing Division updates to OCC Staff, Districts and others. This will be sent out every other week.
- Worked with NRCS on quarterly Partnership Report.
- Worked with NRCS on its Annual Report to be distributed at OACD State Meeting.
- Wrote a producer soil health track press release and an urban soil health track press release to promote the Tuesday of OACD State Meeting.
- Wrote a press release regarding \$2.8 million for AML in Oklahoma as part of a federal announcement of \$170.9 million in grants.
- Was on the team updating information for facts on legislative maps.
- Began trips to Conservation Districts.
- Also working with Web team on research regarding the OCC Website, and with Clancy Green on the use of Instagram in social media coverage.

GENERAL COUNSEL FEBRUARY 2020 SUMMARY

Meetings Attended:

- **February 3** Commission Meeting – OKC, OK
- **February 4** AML Meeting with DEQ Air Quality – OKC, OK
- **February 5** Board Meeting of the Garfield County CD – Enid, OK
- **February 10** Board Meeting of the Pushmataha County CD – Antlers, OK
- **February 11** Board Meeting of the Sequoyah County CD – Sallisaw, OK
- **February 12** Board Meeting of the Little River CD – Idabel, OK
- **February 18** PDM Meeting with NRCS – Stillwater, OK
- **February 19** Meeting with Oklahoma Turnpike Authority (AML) – OKC, OK
- **February 20** Site visit to Rock Creek Watershed Sites 15 and 12 - Sulphur, OK
- **February 24-25** OACD State Meeting - OKC, OK
- **February 27** Principle Staff Meeting – OKC, OK

Conservation District Issues:

- Responded to issues & questions for or on behalf of the following conservation districts: Arbuckle CD, Beaver County CD, Dewey County CD, East Canadian County CD, Garfield County CD, Grady County CD, Johnston County CD, Little River CD, Logan County CD, Love County CD, Mayes County CD, Murray County CD, Noble County CD, North Fork of Red River CD, Payne County CD, Pontotoc County CD, Pushmataha County CD, Sequoyah County CD, South Caddo CD and West Caddo CD
- Responded to questions or issues by conservation districts regarding the following topics: employee issues; landowner concerns on O&M; legal filings; conservation easements; cost-share; open records; reviewed and suggested changes to district letter to landowner; finalization of Consent of Junior Easement; review of wind energy route, and review of sites
- Rehabilitation Projects:

- **Upper Elk Creek Watershed Site 23D** – Working with the district on scheduling a meeting with the landowner, Mr. Hall, to discuss the acquisition of property needed for the rehabilitation. Sent correspondence to the District Attorney's Office to see when the Resolution with the county will be finalized.
 - **Upper Black Bear Creek Site 62** – City of Perry is moving forward with land rights.
 - **Sallisaw Creek Site 33** – Met with the District Board to review where we are in the process, to discuss the next steps, get approval to move forward, and to discuss what actions might arise from moving forward.
- Other Flood control Issues:
- **Caddo Creek Sites & Lower Bayou Creek Site 8** – The Attorney General's Office (AGO) is conducting an investigation. A letter was sent to the landowner clarifying his responsibility to pay for the repairs for damages. Green card came back confirming receipt. The district is waiting to hear back during the next several weeks. If no response then the AGO will proceed with legal actions
 - **Lower Bayou Creek Site 8** - The Attorney General's Office (AGO) is conducting an investigation. A letter was sent to the landowner clarifying his responsibility to pay for the repairs for damages. Waiting for the return of the green card
 - **King Plains Wind Project for Garfield and Noble County** – got the agreement between Kings Plains and the Garfield County CD signed and completed
 - **Rock Creek Site 15** – Met with the Oklahoma Turnpike Authority (OTA) to discuss access for landowner. Discovered that the OTA in the 1990's paid top prices to landowner for no access. Went to site with NRCS engineers go and look at the access issue as well as the rock cattle barrier.
 - **Little Wewoka Site 1** – Still waiting on tribe to clear the title to this piece of property before we can move forward.
 - **Bear-Fall Coon Site 20** – The property owner placed a home below the lower hazard dam causing the dam to be reclassified as a high hazard dam. Assisted the District Attorney (DA) with legal research and drafting of petition. The DA has filed a Petition for Injunctive Relief before the Logan County District Court. The DA is now awaiting a response from the defendant.
 - **Upper Clear Boggy Site 12** – Drafted a response agreement of liabilities for the Johnston County CD to share with the landowner in regards to access, inspection, and

repair. The principle spillway pipe is blocked but the reason is unknown. District needs to get the structure drained down so that it can be looked at.

- **Upper Clear Boggy Site 13** - The principle spillway pipe is blocked but the reason is unknown. District needs to get the structure drained down so that it can be looked at. District sent violations letters to the landowner
- **Skeleton Creek Transmission Line** – Worked with the wind energy company to ensure that the wind energy transmission lines will not interfere with any of the flood control structures in Garfield County
- Other District Issue(s)
 - **Beaver County Criminal Case CF-2019-23** – A Preliminary Hearing Conference is scheduled for March 11, 2020.
 - **Grady County CD Storage Unit** – Grady County Fair Trust wants the district to vacate its building for fairground expansion. Working on setting a meeting to discuss with all parties
 - **Stillwater Creek Site 46** – Sent information to OSU regarding possible options they could consider around the site to protect their special golf course grasses.

AML:

- Enable emergency AML project – Railroad issues - documents
- Fair Oakes Project/ Robson Project –meeting with the Oklahoma Turnpike Authority to look at possible options
- Meeting with the DEQ on air quality issues that could impact AML projects and to discuss contractor responsibilities

General Commission Issues:

- Land Reclamation process and the responsibilities of the Districts in this process
- District employee issues
- Sole source documentation review
- Open records request
- Building lease addendum review
- Provided information regarding the taking and use of school student pictures at Blue Thumb and other Commission events

**OKLAHOMA CONSERVATION COMMISSION
WATER QUALITY DIVISION
FEBRUARY MONTHLY SUMMARY**

Shanon Phillips, Director
March 2, 2020

Blue Thumb February Report

Blue Thumb Water Quality Education Program

Water Quality Division, Oklahoma Conservation Commission

Report for Cheryl Cheadle, Candice Miller, Kim Shaw, Becky Zawalski, Rebecca Bond

Compiled activity for January: + 356

Ongoing Activities: Winter bug collections and quarterly Q/A sessions.

February Activities:

Educational Outreach Events

2/7: EE Expo, Oklahoma City (150 attendees)(4 volunteers worked the exhibit)

2/8: University of Scouting at Tulsa University (volunteer-led event)(170 attendees)

Presentations Given by Staff or Volunteers

2/7: Candice offered a workshop at the EE Expo; Becky and Amy offered a presentation; Rebecca offered a flash talk

2/10: Outdoor Education Workshop at the Oklahoma Natural Resources Conference, Norman

2/24: Cheryl, Amy and Candice will present on FCC at OACD State Meeting

2/27: TCC presentation, Tulsa (given by Candice)

2/27: Blue Thumb/Soil Health presentation on lawn care for Green County Sierra Club, Tulsa (Amy and Cheryl)

Meetings, Calls and Conferences or Trainings Attended by Staff

2/3: Crow Creek Community educational programming meeting, Tulsa

2/4: Blue Thumb staff meeting

2/10-2/12: Oklahoma Natural Resources Conference, Norman

2/18: Illinois River Watershed Partnership meeting, Tulsa

2/19: OCLWA Board meeting

2/19: WET Council conference call

2/19: WET Team conference call

2/24-25: OACD state meeting, Edmond

2/26: CitSci2021 planning call

Activities Scheduled for March:

3/2: Two Mini-Academies for Education, Okmulgee

3/3: Blue Thumb staff meeting

3/3: Training for volunteers who will work the Greater Tulsa Home and Garden Show

3/5: Water/Ways Student Education event, Ft. Towson

3/7: Soil Water and Ways, Glenpool

3/9: Mini-Academy for Education, Alva

3/11: Field Training planning meeting

3/11: Murray County Watershed Week meeting, Ada
3/12: Interagency Monitoring meeting
3/12: Volunteer recruitment, Duncan
3/12-16: Greater Tulsa Home and Garden Show
3/14: Oklahoma County Conservation District groundwater screening event
3/17: ITEC Training, Tahlequah
3/18: WET Council conference call
3/18: WET Team conference call
3/21: OKC Waterway Cleanup event
3/24: North Caddo Conservation District groundwater screening event, Hinton
3/24: Mini-Academy for Education, Oklahoma County CD
3/25: BT App/AWQMS Meeting
3/26: West Caddo Conservation District groundwater screening event, Fort Cobb
3/28-29: Blue Thumb Training, Duncan
3/31: Joint Blue Thumb/Soil Health staff meeting

Management Staff

- Participated in the following meetings:
 1. Commission Meeting (02/03)
 2. EPA Region 6 NPS Managers workshop (02/04-02/05)
 3. OCLWA Board (02/19)
 4. HAB meeting with OSU/Stillwater (02/21)
 5. Illinois River WIP WG (02/26)
 6. OACD State Meeting (02/24-02/25)
 7. Oklahoma Team Watershed Implementation (02/26)
 8. Little Beaver Creek WAG (02/27)
 9. Multiple calls/meeting on RARE project
 10. Meetings with various Division and agency staff
- Assisted field collections (02/11)
- Performed routine administrative tasks
- Worked on numerous IT related issues, office cubicle refit
- Responded to numerous internal and external info requests throughout the month
- Supervised preparation of Water Quality Draw

Soil Health Education Program

- Continued planning for summer 2020 soil health trainings
- Planning for Outdoor Classrooms/Natural Resource Days with several conservation districts
- Presented and assisted with Harmon CCD with Soil Health/Grazing field Day in Vinson, OK
- Consulted with 3J Farms in Blanchard, provided tech assistance and soil sampling
- Attended and presented at National NACD Meetings in Las Vegas
- Attended OK Natural Resources Conference
- Presented jointly with AML Program on Soil Health and how AML and SH Programs are working together
- Exhibited SH/OCC Booth at OK Farmers Market Conference and American Farmers and Ranchers Convention

- Guest Lectured Environmental Science Class at Kiamichi Technology Center-McAlester about soil science/soil health
- Attended and Assisted With Little Beaver Watershed Advisory Group meetings
- Assisted with Planning, securing speakers, and organizing agenda items for OACD State Meetings
- Guest speaking at Sierra Club-Tulsa chapter about soils and soil health

Monitoring

- Continued routine water quality monitoring for the Rotating Basin Project 3.4 (RBP 3.4) (Lower Arkansas, Lower North Canadian and Lower South Canadian Basins) cycle
- Continued routine water quality monitoring for the Rotating Basin Project 4.4 (RBP 4.4)(Upper Red and Washita Basins) cycle
- Continued monthly water quality sampling at 5 stream sites in the Neosho River Basin Regional Conservation Partnership Program (RCPP) Project area and one site on West Elk Creek in the Elk City Lake RCPP Project area
- Continued monthly water quality sampling at 3 stream sites in the Little Beaver Creek watershed in support of the Little Beaver NRCS National Water Quality Initiative (NWQI)
- Continued support for the monitoring of Holi-Tuska Creek in support of the New Spiro Lake Project in LeFlore County
- Continued subsampling macroinvertebrate collections in preparation for identification by the taxonomist
- Completed fish ID for Rotating Basin 4.4 project summer 2019 collections
- Continued winter 2020 macroinvertebrate sampling for the Rotating Basin Project 3.4 (RBP 3.4) (Lower Arkansas, Lower North Canadian and Lower South Canadian Basins) cycle
- Continued winter 2020 macroinvertebrate sampling for the Rotating Basin Project 4.4 (RBP 4.4)(Upper Red and Washita Basins) cycle

Wetlands

- Completed approximately 20 wetland determinations.
- Responded to citizen requests for locating restorable wetlands through the Wetland Registry hosted on the Wetlands Program Website.
- Began landowner outreach to coordinate field verification of potentially restorable wetlands identified through the Restorable Wetlands Identification Protocol that was applied to the entirety of Oklahoma last year.
- Continued coordination with Oklahoma State University on the development of a rapid condition assessment for riverine wetlands.
- Conducted mitigation plan review and site visits for potential wetland mitigation properties for an *In-Lieu-Fee* program and wetland mitigation banks.

Technical Writing & Records Management

Staff conducted the following activities:

- Fulfilled multiple information requests
- Entered sampling information

- Performed routine quality assurance on monitoring data
- Continued working to change database from Access to AWQMS
- Coordinated with OWRB, Tetrattech and USEPA to update biocriteria for macroinvertebrates and fish
- Continued analyses to track trends in stream health across the state using the last 20 years of Rotating Basin Program monitoring data.
- Continued preparing a document updating Quality Assurance and Quality Control procedures.
- Presented a talk at the Oklahoma Natural Resource Conference on February 12th titled, "Status and trends of non-point source pollution in the wadeable streams of Oklahoma"
- Participated in the public meeting for the Draft 2018 Integrated Report on February 19th
- Staff attended QAPP training from February 25th-27th.

**OKLAHOMA CONSERVATION COMMISSION
OFFICE OF GEOGRAPHIC INFORMATION & TECHNICAL SERVICES DIVISION
MONTHLY SUMMARY**

Mike Sharp, State Geographic Information Coordinator & Director

February, 2020

OGI & TS Activity

- Worked on various hardware and software support issues for OCC non-OMES computer systems.
- Followed up on and provided assistance regarding OMES helpdesk tickets submitted by OCC and District staff.
- Routine server, software and anti-virus and anti-spam maintenance on OGI computer systems.
- Worked with various conservation districts on IT issues.
- Worked with OMES staff regarding the Anti-Phishing Campaign..

Geographic Information System (GIS) Activity

- Provided GIS services to AML, WQ, Conservation Programs and Administration.

Office of Geographic Information/State Geographic Information Council

- Worked on OKMaps servers, software and data.
- Worked on compiling parcel data for statewide parcel data layer.
- Provided support to OKMaps users.
- Participated in NG911 Grants Workgroup meetings.
- Worked on NG911 administrative boundaries GIS layers and PSAP training.
- Prepared minutes for February Geographic Information Council meeting.
- Making preparations and plans for GIS Day at the Capitol.
- Worked with Attorney General office on the AG Opinion request regarding county boundaries.
- Attended State GIS Data Sharing Workgroup meeting.

**OKLAHOMA CONSERVATION COMMISSION
ABANDONED MINE LAND DIVISION MONTHLY SUMMARY**

Robert W. Toole, AML Program Director

March 2, 2020

AML Project Management

Moore South (Rogers County)

Construction contract was awarded to Stewart Excavation, LLC, for \$1,020,855. The Notice to Proceed date is January 8, 2019. The contract time is 504 calendar days with a completion date of May 25, 2020. Construction is progressing.

McSpadden East (Rogers County)

Construction contract was awarded to Weaver Excavation, Inc., for \$179,011. The Notice to Proceed date is November 5, 2019. The contract time is 172 calendar days with a completion date of May 4, 2020. Construction is ahead of schedule.

Selrahc (Haskell County)

Construction contract was award to Boyd Construction for \$49,772.84. Execution of contract has been deferred to February 24 due to landowner/lessee contingencies. Construction is anticipated to start by March 15.

Fowler (Haskell County)

Construction contract was awarded to The Dill Company for \$361,916.37. The Notice to Proceed date is February 4, 2020. The contract time is 250 calendar days with a completion date of October 20, 2020. Construction is proceeding on schedule.

Cherokee West OSMRE Cooperative Project (Muskogee County)

Project construction rescheduled for 2020 due to positive American Burying Beetle (ABB) survey. Construction in 2020 will be pending results of ABB survey in August 2020.

Moore North (Rogers County)

Construction and vegetation are completed and site is being monitored. Spring vegetation management plan is prepared and scheduled.

McMillin-Graf (LeFlore County)

Construction and temporary vegetation are completed and site is being monitored. Spring 2020 vegetation plan is pending.

Pryor (Muskogee County)

Construction and vegetation are completed. Project site required maintenance due to heavy rainfall. Maintenance completed and revegetated. Spring vegetation plan is pending.

Greer Phase 3 (Rogers County)

Reclamation and initial vegetation completed. Project site required maintenance due to multiple heavy rainfall events. Maintenance has been completed and revegetation have been partially completed with remaining needs delayed by rain and rescheduled for February, 2020. Release letter planned for June 2020.

Taloka Creek South (Haskell County)

Final design was completed and accepted by AML. Environmental clearances are in progress.

Loudermilk Phase 1 (Rogers County)

Final design was completed and accepted by AML. Environmental clearances are in progress.

Loudermilk Phase 2 (Rogers County)

Final design was completed and accepted by AML. Environmental clearances are in progress.

Williams-Talala (Rogers County)

Preliminary design approved by landowners. Final design pending environmental clearances.

Fair Oaks (Wagoner County)

Realty requirements are in negotiation with Oklahoma Turnpike Authority (OTA). Design by AML staff pending OTA approval.

Robson (Wagoner County)

Realty requirements are in negotiation with OTA. Design by AML staff pending OTA approval.

West Chelsea East (Rogers County)

Rights-of-entry received from all landowners and environmental clearances are in progress. Design in progress by AML staff.

West Chelsea West (Rogers County)

Rights-of-entry are being solicited from landowners and environmental clearances are in progress. Design will be in-house by AML staff.

Woytas (Rogers County)

Realty verifications completed. Landowner meeting conducted. Final design pending land rights.

Project Selection Pending: 4 projects

AML Administration

- Underground mine mapping and inventory update: on-going.
- Surface mine assessments and inventory on-going in Coal County.
- AML data entry on OK Maps: on-going.
- Realty Research & Verification: on-going.
- Budget Management: on-going.
- Personnel Management: on-going.
- Equipment Management: on-going.
- Operations Management: on-going.
- Update federal Abandoned Mine Land Inventory System: on-going.
- Professional Development: One AML staff completed the Office of Surface Mining Reclamation and Enforcement's (OSMRE) National Technical Training Program (NTTP) course CAD 101: AutoCAD for Permitting and Reclamation.
- AML reauthorization is advancing. H.R. 4248, the AML Reauthorization bill, was passed and favorably reported out of the House Natural Resources Committee and is now in a position to move to the full House. Congressman Mullin has co-sponsored H.R. 4248; bill now has 26 cosponsors.
- Submitted to OSMRE the FY 2017 AML Grant Annual Report and Closeout Report for the Project Cost Category. Also submitted to OSMRE the FY 2018 AML Grant Annual Report.
- Participated in an interview with News 6 in Tulsa concerning AML reclamation and reauthorization.
- Presented at the Oklahoma Natural Resources Conference.
- Participated in the Oklahoma Association of Conservation Districts Annual Meeting.
- Attended the National Association of Abandoned Mine Land Programs Board of Directors meeting.

OKLAHOMA CONSERVATION COMMISSION
CONSERVATION PROGRAMS DIVISION
Tammy Sawatzky, Director
March 2, 2020

Administration

- Reconciled O&M and rehab financial records.
- NRCS agreement management for remedial repairs and new construction.
- Prepared and submitted division's monthly fleet management report.
- Attended NRCS PDM meeting.
- Began OKIE811 conservation district contact information update process.
- Claims processed:

	# of Claims	Amount
CPD Administration	4	\$ 367.74
District O&M	5	1,546.41
TOTAL		\$1,914.15

Cost-Share Program

- Assistance provided Cost-Share Program assistance to 9 Conservation Districts:
Cherokee County Marshall County Logan County Pittsburg County
Lincoln County Rogers County Seminole County Murray County
West Caddo
- Conducted two Cost Share Program Year 22 training teleconferences.
- Prepared and presented a Cost Share Program Year 22 training session at the OACD meeting.
- Approved PY 22 application ranking systems for the following Conservation Districts:
East Canadian County Payne County Creek County
- Claims processed:

# of Claims	# of Districts	Claim Amount		
PY 20				
13	11	\$39,025.87		
	Brush Management	167.7 acres	Pumping Plant	3
	Pond	3,069 cy	Well	3

Operation & Maintenance

- Technical, administrative, and legal/easement assistance to 15 Conservation Districts:
Kingfisher County Coal County Garvin South Caddo
Wagoner County Murray County Logan County McClain County
Washita County Arbuckle East Canadian County Grady County
Atoka County Dewey County Custer County
- Prepared bid package and submitted to OMES CAP for EWP repairs on Uncle John Site 9 in East Canadian County CD. Scheduled the pre-bid conference on March 17.
- Prepared bid package and submitted to OMES CAP for Remedial repairs on Devil's Canyon and Farrow Rock Drops in South Caddo CD. Scheduled the pre-bid conference on March 18.
- Attended the following conservation district board meetings: Custer County, Upper Washita, Grady County
- Set up syphon on Round 4 in Grady County, Salt Camp 4 in Creek County and Barnitz 17 in Custer County.

- Approved Wildlife Service's Requests:

District	Project
Coal County	Upper Clear Boggy 6
Dewey County	Barnitz 101

- Approved O&M Funding Requests:

District	Project	Amount
East Canadian County	Uncle John 4 – fence gate	\$199.98
Logan County	Bear Fall Coon 22 – clean debris from tower	1,200.00
Muskogee County	Multiple Sites – locks for ingress/egress gates	224.90
Okmulgee County	Cane 7 – repair cattle trails	1,500.00
Upper Washita	Nine Mile 8 – clean plunge basin	1,000.00
TOTAL		\$4,124.88

Watershed Rehabilitation

- NRCS rehabilitation agreement management
- Administrative, technical and land rights assistance to

Sequoyah County – Sallisaw 33	Logan County – Cottonwood 54
Town of Wilburton – Fourche Maline 7M	Town of Meeker – Quapaw 15
City of Perry – Upper Black Bear 62	NFRR – Upper Elk 23D
- Cottonwood 54 - Stewart Excavation is currently working on the auxiliary spillway, fencing the completed work areas and cleaning and stabilizing the work-site.